


MINI-COM® Flat All Metal Shielded Modular Patch Panels



SPECIFICATION SHEET

specifications

Flat all metal shielded modular patch panels shall be made completely of metal and mount to standard cabinets, EIA 19" or 23" racks. Flat all metal shielded modular patch panels shall be available in 16, 24, 48 and 72-port versions with a typical density of 24 ports per rack space. Patch panels shall be modular, accepting all *MINI-COM*® Shielded Modules and shall be clearly identified with write on labels and label area. Patch panels with strain relief bar shall include cable tie slots for managing individual cables and contoured support bar to help maintain high performance cable bend radius. Bonding screws shall create an electrical bond between patch panels and rack.



technical information

Dimensions:	CP16BL:	1.72"H x 19"W x .70"D (43.7x482.6x17.8mm), 1 RU
	CP24BL:	1.72"H x 19"W x .70"D (43.7x482.6x17.8mm), 1 RU
	CP48BL:	3.47"H x 19"W x .70"D (88.1x482.6x17.8mm), 2 RU
	CP72BL:	3.47"H x 19"W x .70"D (88.1x482.6x17.8mm), 2 RU
	CP16WSBL:	1.72"H x 19"W x 3.38"D (43.7x482.6x85.9mm), 1 RU
	CP24WSBL:	1.72"H x 19"W x 3.38"D (43.7x482.6x85.9mm), 1 RU
	CP48WSBL:	3.47"H x 19"W x 3.38"D (88.1x482.6x85.9mm), 2 RU
Mounting option:	Mounts to standard EIA 19" rack, or 23" rack when used with extender brackets (PEB1 or PEB2) or cabinet	
Packaging:	Includes mounting screws (#12 – 24 and M6) and CPT tool for easy removal of <i>MINI-COM</i> ® Modules	

key features and benefits

Modularity	Accepts all <i>MINI-COM</i> ® Shielded Modules; modules snap in and out to simplify moves, adds, and changes
High-density	24 ports per rack space, 72-port version provides 36 ports per rack space for greater density
Optional label	Follows TIA/EIA-606-A labeling standards to manage and organize installation
Contoured supports	Help maintain high performance bend radius (CP16WSBL, CP24WSBL, and CP48WSBL)
Cable tie slots	Help secure cable to patch panel for additional cable management (CP16WSBL, CP24WSBL, and CP48WSBL)
Flush mount	Provides more space for plug/module interface and provides improved aesthetics

applications

MINI-COM® Flat All Metal Shielded Modular Patch Panels are ideal for use in shielded applications, whether it be individual closets or complete data centers. Grounding in shielded applications may be accomplished in two manners. First is through grounding studs which allow a direct connection to the patch panel. Second is through the use of *PANDUIT* patent pending bonding screws, which create an electrical bond between patch panels and rack. The serrations on the bottom of the bonding screw removes paint from the

patch panel, providing metal-to-metal contact, leading to a properly grounded system.

All metal shielded modular patch panels accept all *MINI-COM*® Shielded Modules. Colored icons and write on labels make color-coding and identification easy in the telecommunication closet. For a complete end-to-end shielded solution, use in conjunction with the *PANDUIT*® *TX6*™ *10GiG*™, *TX6*™ *PLUS* Category 6 or *TX5e*™ Copper Cabling Systems.

MINI-COM® Flat All Metal Shielded Modular Patch Panels

16-port:	CP16BL
24-port:	CP24BL
48-port:	CP48BL
72-port:	CP72BL

MINI-COM® Flat All Metal Shielded Modular Patch Panels with Strain Relief Bar

16-port:	CP16WSBL
24-port:	CP24WSBL
48-port:	CP48WSBL

MINI-COM® Shielded Modules

TX6™ 10GiG™:	CJS6X88TGY
TX6™ PLUS:	CJS688TGY
TX5e™:	CJS5E88TGY

Strain Relief Bars

Strain relief bar with clips:	SRBWC
Strain relief bar (straight):	SRBS19BL-X
Strain relief bar (U-shaped):	SRB19BL
High density strain relief bar manager:	SRBM19BL
Strain relief bar brackets:	SRBBRKT

Extender Brackets

1 RU:	PEB1
2 RU:	PEB2

Bonding Screws

#12 – 24 English:	RGTBS-C
M6 Metric:	RGTBSM6-C

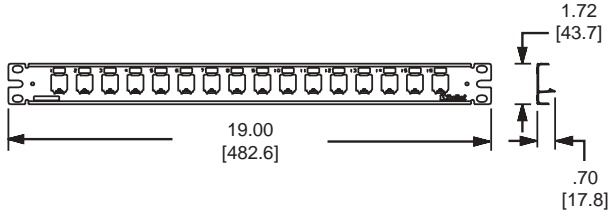
Icons

Phone:	CIP**-C
Computer:	CID**-C

**Substitute for IW (Off White), EI (Electric Ivory), WH (White), IG (International Gray), BL (Black), OR (Orange), RD (Red), BU (Blue), GR (Green), YL (Yellow) or VL (Violet).

MINI-Com® Flat All Metal Shielded Modular Patch Panels

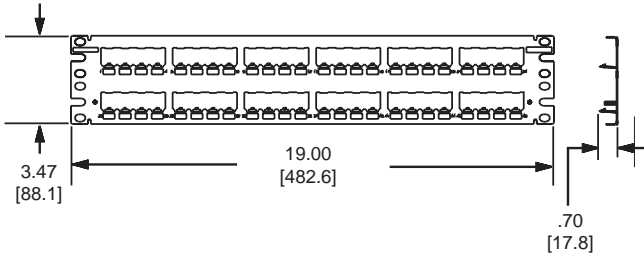
CP16BL



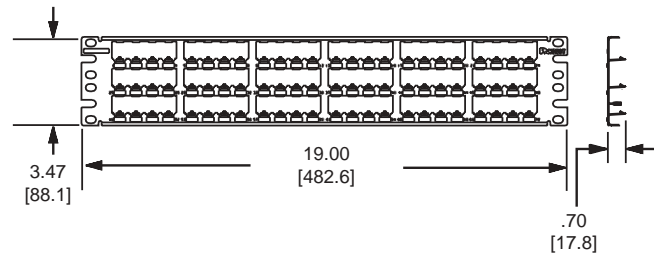
CP24BL



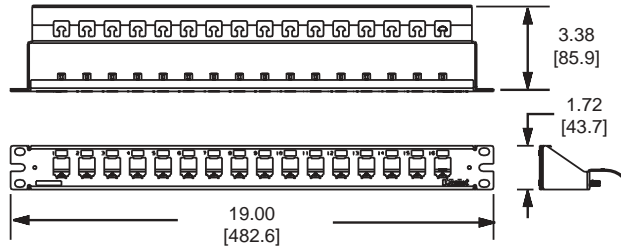
CP48BL



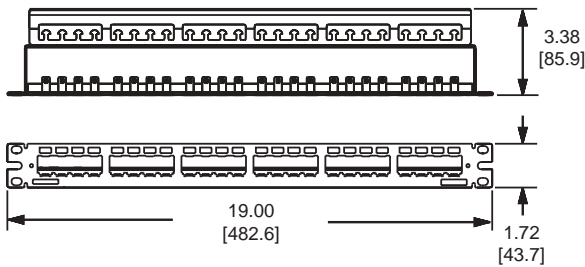
CP72BL



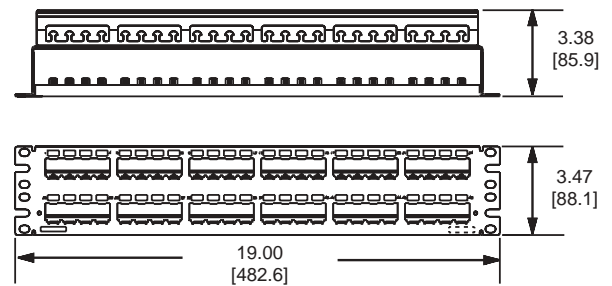
CP16WSBL



CP24WSBL



CP48WSBL



Dimensions are in inches [Dimensions in brackets are metric]

WORLDWIDE SUBSIDIARIES AND SALES OFFICES

PANDUIT CANADA
Markham, Ontario
cs-cdn@panduit.com
Phone: 800.777.3300

PANDUIT EUROPE LTD.
London, UK
cs-emea@panduit.com
Phone: 44.20.8601.7200

PANDUIT SINGAPORE PTE. LTD.
Republic of Singapore
cs-ap@panduit.com
Phone: 65.6379.6700

PANDUIT JAPAN
Tokyo, Japan
cs-japan@panduit.com
Phone: 81.3.3767.7011

PANDUIT LATIN AMERICA
Jalisco, Mexico
cs-la@panduit.com
Phone: 52.333.777.6000

PANDUIT AUSTRALIA PTY. LTD.
Victoria, Australia
cs-aus@panduit.com
Phone: 61.3.9794.9020

For a copy of PANDUIT product warranties, log on to www.panduit.com/warranty



For more information
Visit us at www.panduit.com
Contact Customer Service by email: cs@panduit.com
or by phone: 800-777-3300 and reference COSP56

©2006 PANDUIT Corp.
ALL RIGHTS RESERVED.
Printed in the U.S.A.

WW-COSP56
8/2006