

Archer Connectors – M52

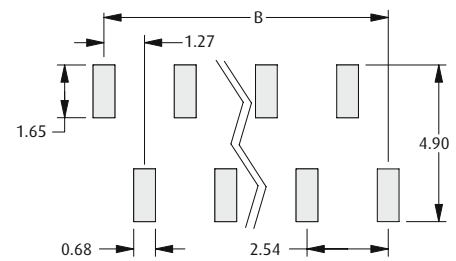
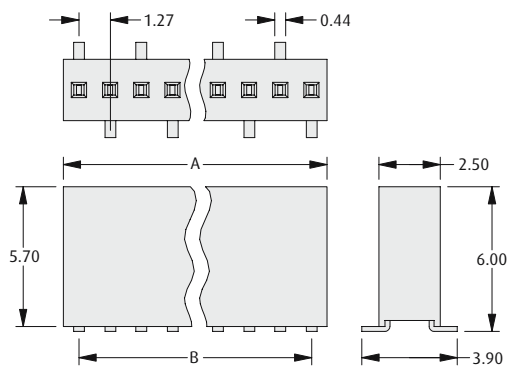


Female Vertical Surface Mount

- ❖ Suitable for use with male pin connectors shown on pages 120 to 122.
- ❖ Twin beam contact for cost-effective reliability.
- ❖ Tape and reel option available.
Contact technical@harwin.com



SINGLE ROW

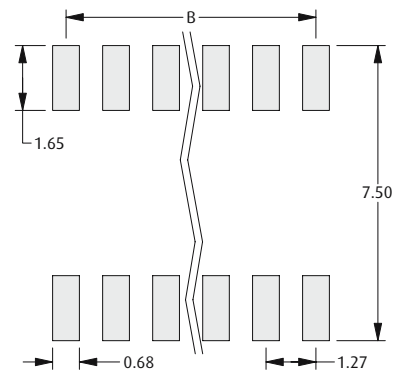
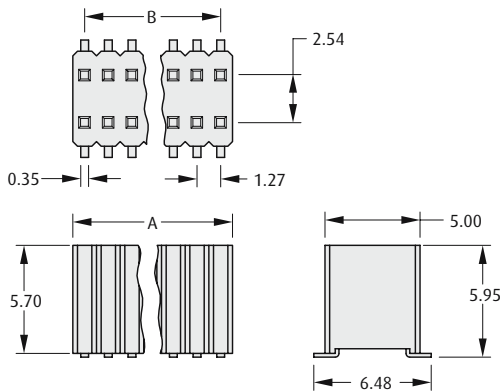


Recommended PC Board Pattern

CALCULATION

A	$B + 1.67$
B	$1.27 \times (\text{No. of contacts per row} - 1)$

DOUBLE ROW



Recommended PC Board Pattern

HOW TO ORDER

M52 - 5 X 5 XX 45

SERIES CODE

NO. OF ROWS

0	Single Row
1	Double Row

FINISH

45 Gold

NO. OF CONTACTS PER ROW

03 to 50

All dimensions in mm.