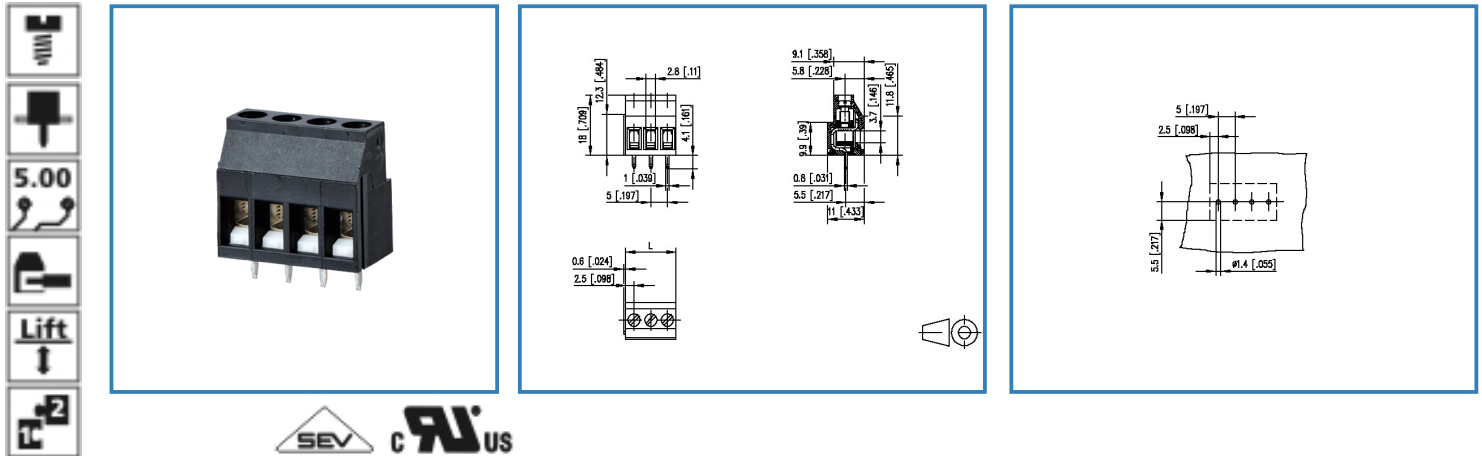


# Data Sheet

## RT025xxHBLU

### Illustration



see enlarged drawing at the end of the document

### Product specification

- screw type terminal block, solderable
- centerline 5.00 mm, direction of connection 90°
- lift system, modular
- color black
- Connection data

**CRIUS** V / A / AWG 300 / 20 / 22 - 12

**SEV** 2.5 mm<sup>2</sup> 250 V / 16 A / T60

# Data Sheet



## RT025xxHBLU

### Technical Data

#### General Data

Tightening torque SEV	0.5 Nm		
Tightening torque UL	6 lb-in		
Solder pin length	4.1 mm		
min. number of poles	2		
max. number of poles	4		
Insulating material class	CTI 600		
clearance/creepage dist.	4 mm		
protection category	IP 20		
Overvoltage category	III	III	II
Pollution degree	3	2	2
Rated voltage	320 V	800 V	800 V
Rated test voltage	4 kV	4.0 kV	4 kV

#### Connection data

 V / A / AWG	300 / 20 / 22 - 12		
 2.5 mm <sup>2</sup>	250 V / 16 A / T60		

#### Material

insulating material	PA66
flammability class	V0
terminal body material	CuZn
terminal body surface	Ni
screw surface	Zn Cr(VI)-frei/free
screw thread	M3

#### Climatic properties

upper limit temperature	105 °C
lower limit temperature	-40 °C

#### General

solderability	For THR products acc. to IPC/JEDEC J-STD-020D-MSL 1   For THT products max. 260 °C / 10 s
Tolerance	ISO 2768 -mH

# Data Sheet

## RT025xxHBLU

Page 3/4

P/N

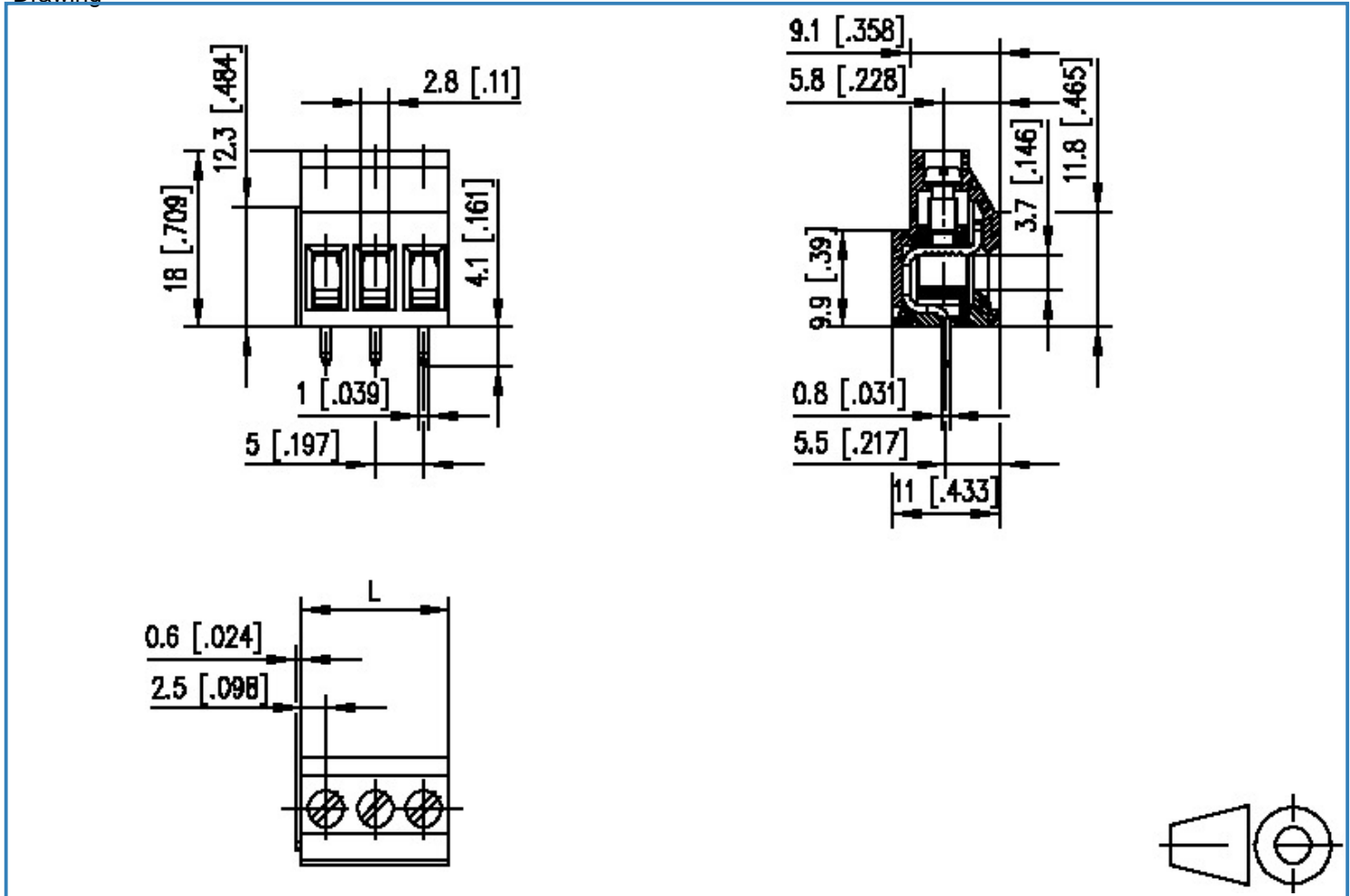
310721xx

xx=number of poles

2013/12/05

### Illustration

Drawing



$L = (\text{pole size} - 1) \times \text{centerline} + 5 [0.197]$



# Data Sheet

## RT025xxHBLU

Page 4/4

P/N

310721xx

xx=number of poles

2013/12/05

### PCB Layout

