



FWA150 Series

150 Watt ITE Desktop Power Supply

- High Efficiency: Level V
- High Power Density 5.4W/in³
- Lifetime Expectation >5 years
- Hold-up Time >25ms at full load
- Power Factor Correction
- EISA, CEC Compliant
- Safety Approval - EN6050-1
- Class I

Elpac Part Number	Output Voltage	Output Current	Peak Current ¹	Total Regulation ²	Typical Efficiency ³
FWA150012A-12B	12.0V	12.5A	15.0A	±5%	89%
FWA150015A-12B	15.0V	10.0A	12.0A	±5%	90%
FWA150018A-12B	18.0V	8.3A	10.0A	±5%	90%
FWA150024A-12B	24.0V	6.3A	7.5A	±5%	91%
FWA150048A-11B	48.0V	3.2A	3.75A	±5%	92%

Notes

1 Maximum peak load (180W) lasting 500ms with a maximum 10% duty cycle.

2 Includes initial setting, line regulation, load regulation, and thermal drift.

3 Typical at 115VAC (including output cable).

Input

Input Voltage	85 - 264VAC; 100 - 240VAC Nominal
Input Frequency	47 - 63Hz
Input Current	<2A rms
Inrush Current	<37A at 230VAC cold start
Power Factor	>0.97
Zero Load Power Consumption	<0.5W
Touch Leakage Current	<150µA @ 132VAC @ 60Hz
	<250µA @ 264VAC @ 60Hz

Output


Output Voltage	See Table
Total Regulation	+/-5%
Minimum Load	No minimum load required
Start-Up Delay	<1.5s
Hold-Up Time	>25ms at any input voltage
Ripple & Noise	<1% pk-pk *
Over Voltage Protection	110-135%
Over Temperature Protection	Active - Recoverable; plus Passive - Non Recoverable
Over Current Protection	120 - 180%
Short Circuit Protection	shutdown, auto-restart (hiccup mode)

Notes

* Ripple and noise measured with 20MHz bandwidth; 10µF tantalum capacitor in parallel with a 0.1µF ceramic capacitor.

General	
Efficiency	Avg Efficiency 90.8% @ 115VAC; 92.8% @ 230VAC
MTBF	min. 200,000 hours demonstrated
Size	7.56" (192mm) x 2.45" (62.2mm) x 1.52" (38.7mm)
Weight	1.55 lbs (0.70 kg)
Power Density	5.4W/in ³

Environmental	
Operating Temperature	0 – 60°C (Full load to 40°C, derate linearly to 50% load at 60°C)
Storage Temperature	-40°C to +85°C
Relative Humidity	5-95%, non-condensing
Cooling	Natural Convection
Vibration	All units production tested to 19.6m/s ²

EMC & Safety	
Emissions	FCC class B, CISPR22 class B Conducted and Radiated
Immunity	EN61000-3-2, -3; EN61000-4-2, -3, -4, -5, -6, -8, -11
Certified by TUV to the following:	cTUVus
	UL 60950-1
	CAN/CSA-22.2 No.60950-1
	CB per IEC60950-1
	CE marked to LVD & EMC Directive

Input Configuration

Standard Input Cable	6 ft cable with US standard (Nema 5-15) 3 prong connector
Connection on Power Supply Body	IEC 320 C14 Receptacle

Output Configuration (12V, 15V)

Standard Output Cable	4 ft.
Cord Size	4x16awg
Connector (PSU side)	Switchcraft DIN-8, P/N 15BL8M (male pins)
Mating Connector	Switchcraft 62GB8FX (8 pin) or equivalent

Output Configuration (18V)

Standard Output Cable	6 ft.
Cord Size	4x16awg
Connector (PSU side)	Switchcraft DIN-8, P/N 15BL8M (male pins)
Mating Connector	Switchcraft 62GB8FX (8 pin) or equivalent

Output Configuration (24V)

Standard Output Cable	6 ft.
Cord Size	4x18awg with EMI bead
Connector (PSU side)	Switchcraft DIN-8, P/N 15BL8M (male pins)
Mating Connector	Switchcraft 62GB8FX (8 pin) or equivalent

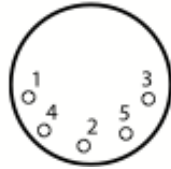
Output Configuration (30V, 48V)

Standard Output Cable	6 ft.
Cord Size	4x18awg
Connector (PSU side)	Switchcraft DIN-5, P/N 05GM5M (male pins)
Mating Connector	Switchcraft 57GB5FX (5 pin) or equivalent

Output Pin Assignments

--

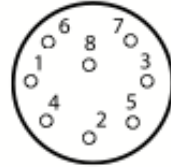
DIN-5



Pin 1	Return
Pin 2	Return
Pin 3	+V1
Pin 4	Return
Pin 5	+V1

Output Pin Assignments

DIN-8



Pin 1	+V1
Pin 2	+V1
Pin 3	Return
Pin 4	+V1
Pin 5	Return
Pin 6	+V1
Pin 7	Return
Pin 8	Return

