

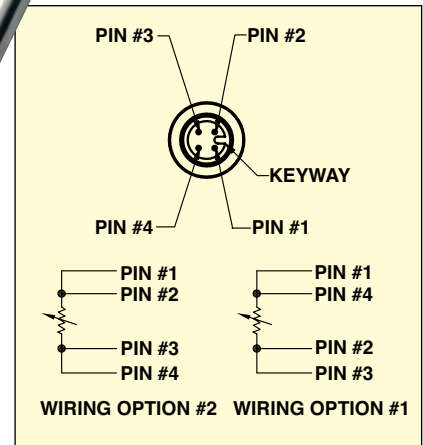


SANITARY TEMPERATURE SENSORS

RTD Sensor with M12 Connector for Process Control and Test and Measurement Applications

PR-21 Series



- ✓ All Welded 316L Stainless Steel Housing
- ✓ Temperature Range: -50 to 250°C (-58 to 482°F) Sensing End, 85°C (185°F) Maximum at Connector
- ✓ Available With or Without Mounting Thread (1/4, 3/8 and 1/2 NPT Mounting Threads Available)
- ✓ Class A, Pt100 or Pt1000 4-Wire Platinum RTD Elements per IEC60751 Standard
- ✓ Integral 4-Pin M12 Connector for Easy Connection
- ✓ Fast Response Time (3.5 Seconds or Less 63% Response in Water)
- ✓ 1/4" Diameter Standard, Optional 1/8" Diameter Available



Standard

To Order

Model Number	Element	Length (inch)	Mounting Thread
PR-21A-3-100-A-1/4-0600-M12-1	Pt100, Class A	6.00	None
PR-21B-3-100-A-1/4-0600-M12-1	Pt100, Class A	6.00	1/2 NPT
PR-21C-3-100-A-1/4-0600-M12-1	Pt100, Class A	6.00	3/8 NPT
PR-21D-3-100-A-1/4-0600-M12-1	Pt100, Class A	6.00	1/4 NPT
PR-21A-3-1000-A-1/4-0600-M12-1	Pt1000, Class A	6.00	None
PR-21B-3-1000-A-1/4-0600-M12-1	Pt1000, Class A	6.00	1/2 NPT
PR-21C-3-1000-A-1/4-0600-M12-1	Pt1000, Class A	6.00	3/8 NPT
PR-21D-3-1000-A-1/4-0600-M12-1	Pt1000, Class A	6.00	1/4 NPT


For lengths other than 6", change "0600" in model number to required length and add additional cost per inch greater than 6" (example: 9" = 0900, 4 1/2" = 0450).

For 1/8" probe diameters, change "1/4" in model number to "1/8", no additional cost.

Ordering Examples: PR-21A-3-100-A-1/4-0600-M12-1 1/4" diameter probe 6" long with Pt100, Class A element, no mounting thread, with M12 connector.

PR-21D-3-100-A-1/4-0600-M12-1 1/4" diameter probe 6" long with Pt100, Class A element, 1/4 NPT mounting thread, with M12 connector.


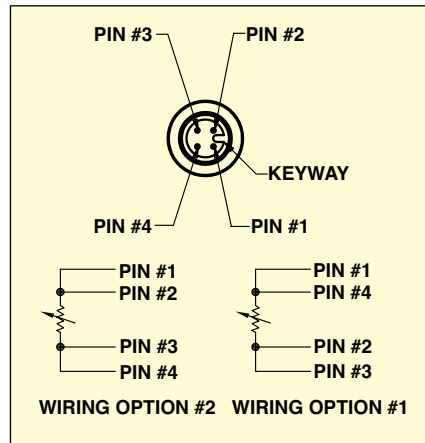
RTD Sensor with M12 Connector for Process Control and Test and Measurement Applications



PR-21 Series



- ✓ All Welded 316L Stainless Steel Housing
- ✓ Temperature Range: -50 to 250°C (-58 to 482°F) Sensing End, 85°C (185°F) Maximum at Connector
- ✓ Available With or Without a Mounting Thread, M8x1 and M10x1 Mounting Threads Available
- ✓ Class A, Pt100 or Pt1000 4-Wire Platinum RTD Elements per IEC60751 Standard
- ✓ Integral 4-Pin M12 Connector for Easy Connection
- ✓ Fast Response Time (3.5 Seconds or Less 63% Response in Water)
- ✓ 6 mm Diameter Standard (3 mm Dia Available)



Metric

To Order

Model Number	Element	Length (mm)	Mounting Thread
PR-21A-3-100-A-M6-0160-M12-1	Pt100, Class A	160	None
PR-21A-3-100-A-M6-0260-M12-1	Pt100, Class A	260	None
PR-21A-3-100-A-M6-0360-M12-1	Pt100, Class A	360	None
PR-21E-3-100-A-M6-0160-M12-1	Pt100, Class A	160	M8x1
PR-21E-3-100-A-M6-0260-M12-1	Pt100, Class A	260	M8x1
PR-21E-3-100-A-M6-0360-M12-1	Pt100, Class A	360	M8x1
PR-21F-3-100-A-M6-0160-M12-1	Pt100, Class A	160	M10x1
PR-21F-3-100-A-M6-0260-M12-1	Pt100, Class A	260	M10x1
PR-21F-3-100-A-M6-0360-M12-1	Pt100, Class A	360	M10x1

For 1000 Ω, Class A elements, change "100" to "1000" in model number, no additional price.

For lengths longer than 360 mm, change "0360" in model number to required length in mm and additional cost per 25 mm to price (example: 500 mm = 0500, 425 mm = 0425).

For 3 mm probe diameters, change "M6" in model number to "M3" for 3 mm, no additional cost.

Ordering Examples: PR-21A-3-100-A-M6-0260-M12-1 6 mm diameter probe, 260 mm long with Pt100, Class A element, no mounting thread, with M12 connector.

PR-21F-3-100-A-M6-0160-M12-1 6 mm diameter probe, 160 mm long with Pt100, Class A element, M10x1 mounting thread, with M12 connector.