

 ELECTRONICS

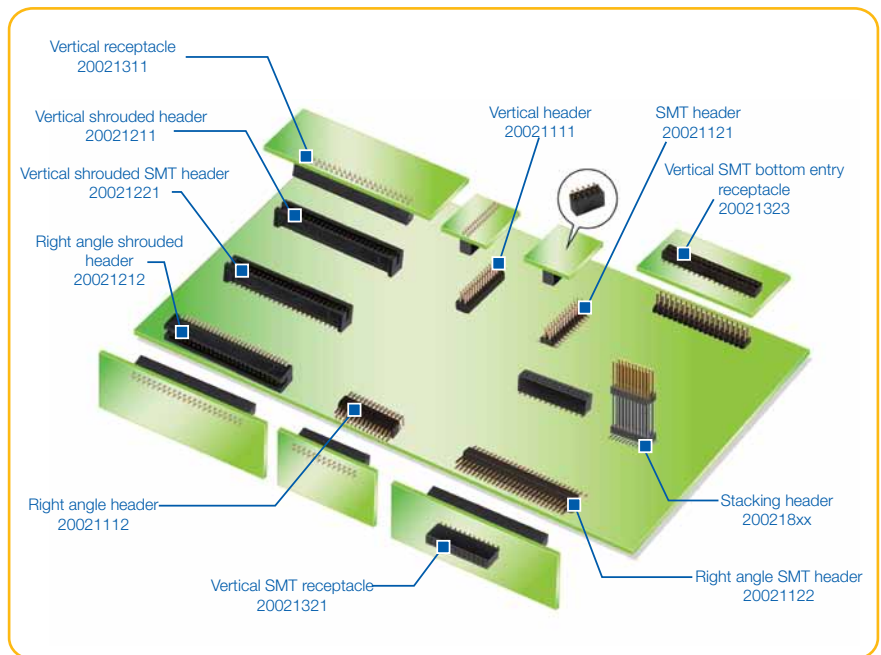
Minitek127[®]

1.27 mm (.050") Modular System

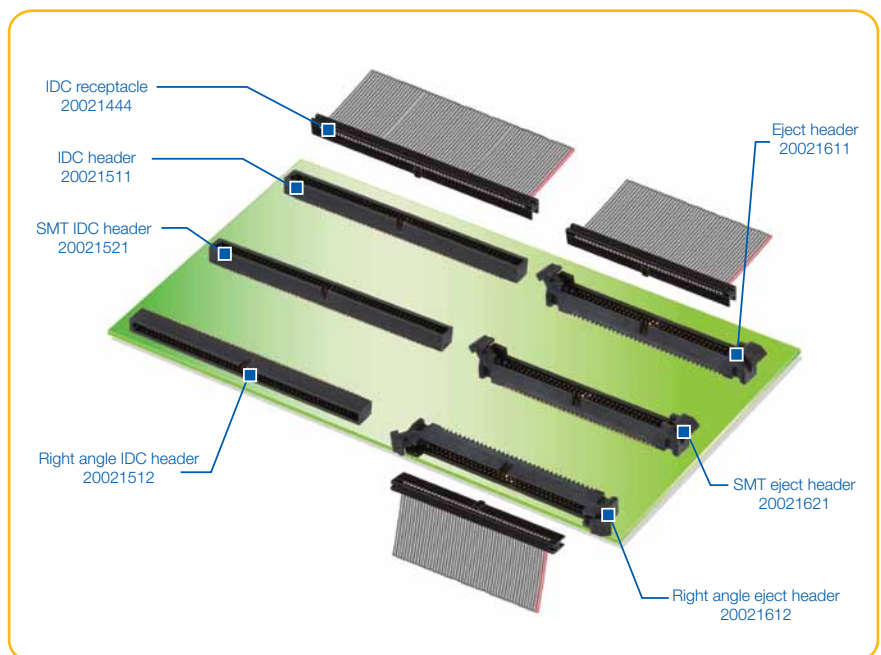
With 6,500 employees globally and sales of 555M USD in 2012, FCI Electronics is a leading global manufacturer of various markets such as datacom, telecom, consumer, industrial, instrumentation, medical and renewable energy.

Minitek127®


BOARD TO BOARD



FLAT CABLE IDC




▀ HEADERS



Vertical - through hole	4
Right angle - through hole	6
Vertical - SMT	8
Right angle - SMT	10
Stacking - SMT - through hole	12
Vertical - through hole - shrouded	14
Right angle - through hole - shrouded	16
Vertical - SMT - shrouded	18

▀ PCB RECEPTACLES



Vertical - through hole	20
Vertical - SMT	22
Vertical - SMT - bottom entry	24

▀ FLAT CABLE CONNECTORS



IDC Receptacles	26
Header - through hole	28
Header - SMT	30
Right angle header - through hole	32
Eject header - through hole	34
Eject header - right angle	36
Eject header - SMT	38

▀ PART NUMBER INDEX

40

PART NUMBERING SYSTEM

Example
20021221 = shrouded SMT vertical header

2 0 0 2 1 A B C

A = TYPE

- 1 = unshrouded header
- 2 = shrouded header
- 3 = receptacle
- 4 = IDC
- 5 = IDC header
- 6 = IDC eject header
- 7 = CTW
- 8 = stacking header
- 9 = customization

B = ATTACH

- 1 = TH
- 2 = SMT
- 3 = PIP
- 4 = not applicable



= TH (Through Hole)
= SMT (Surface Mount)

C = ORIENTATION

- 1 = vertical
- 2 = right angle
- 3 = vertical alternative
- 4 = other

TECHNICAL DATA

PHYSICAL

- Housing: High-temperature, black thermoplastic, Halogen free
- Flammability rating: UL 94 V-0
- Pin: Copper Alloy
- Plating: Gold or GXT over 50µ" nickel

ELECTRICAL PERFORMANCE

- Current rating: 1 A continuous
- Insulation resistance: 1000 MΩ minimum
- Contact resistance: 30 mΩ maximum
- Dielectric withstanding voltage: 500 V
- Voltage rating: 125 V

MECHANICAL PERFORMANCE

- Mating cycles (durability): 100

OPERATING TEMPERATURE RANGE

- -55°C to +125°C

PACKAGING

- Standard: Tubes

PROCESSING INFORMATION

- The product will withstand exposure to 260°C peak temperature for 10 seconds in a wave solder application with a PCB

REFERENCE INFORMATION

- Product drawing: 20021111
- Product specification: GS-12-629
- Packaging specification: GS-14-1420

RoHs INFORMATION

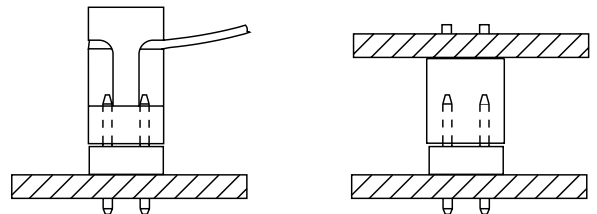
- This product is RoHs compatible according to the European Union Directive 2002/95/IEC



MATING DATA

- Minitek127® vertical TH receptacles 22
- Minitek127® vertical SMT receptacles 22/24

TYPICAL APPLICATIONS



Minitek127[®] Vertical Through Hole Headers

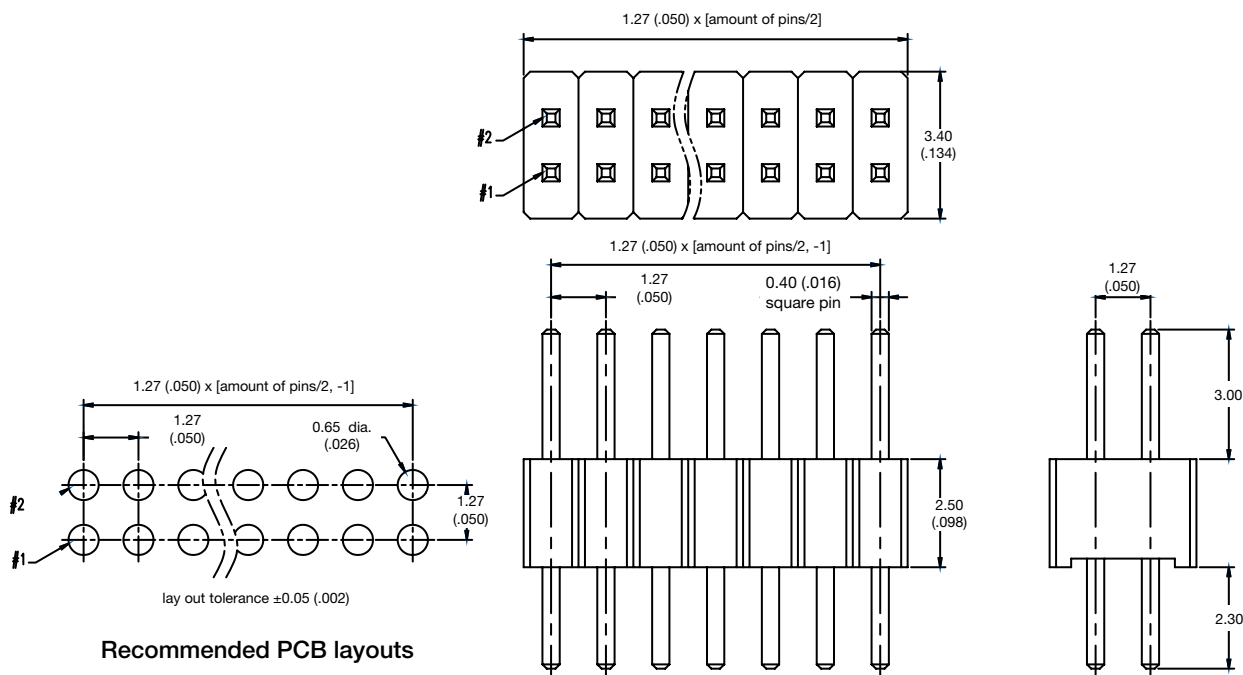
PART NUMBERS



06, 08, 10, A0

- 1 = Gold flash on contact
- 4 = 0.25µm (10µ") gold on contact
- 8 = 0.76µm (30µ") GXT on contact

PRODUCT



Recommended PCB layouts

Dimension : mm (inch)

TECHNICAL DATA

PHYSICAL

- Housing: High-temperature, black thermoplastic, Halogen free
- Flammability rating: UL 94 V-0
- Pin: Copper Alloy
- Plating: Gold or GXT over 50µ" nickel

ELECTRICAL PERFORMANCE

- Current rating: 1 A continuous
- Insulation resistance: 1000 MΩ minimum
- Contact resistance: 30 mΩ maximum
- Dielectric withstanding voltage: 500 V
- Voltage rating: 125 V

MECHANICAL PERFORMANCE

- Mating cycles (durability): 100

OPERATING TEMPERATURE RANGE

- -55°C to +125°C

PACKAGING

- Standard: Tubes

PROCESSING INFORMATION


- The product will withstand exposure to 260°C peak temperature for 10 seconds in a wave solder application with a PCB

REFERENCE INFORMATION

- Product drawing: 20021112
- Product specification: GS-12-629
- Packaging specification: GS-14-1420

RoHs INFORMATION

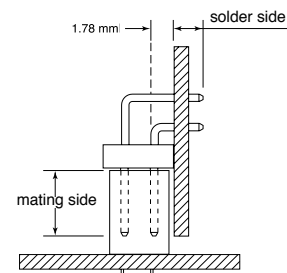
- This product is RoHs compatible according to the European Union Directive 2002/95/IEC



MATING DATA

- Minitek127® vertical TH receptacles 22
- Minitek127® vertical SMT receptacles 22/24

TYPICAL APPLICATIONS



Minitek127[®] Right Angle Through Hole Headers

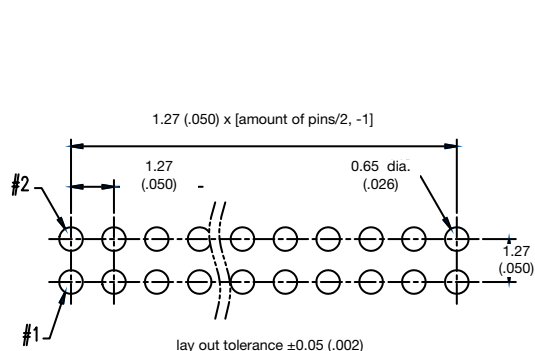
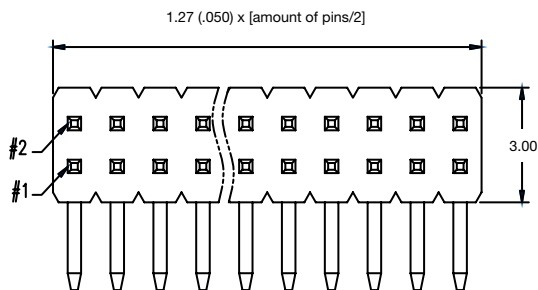
PART NUMBERS



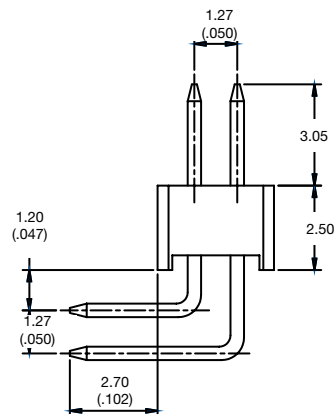
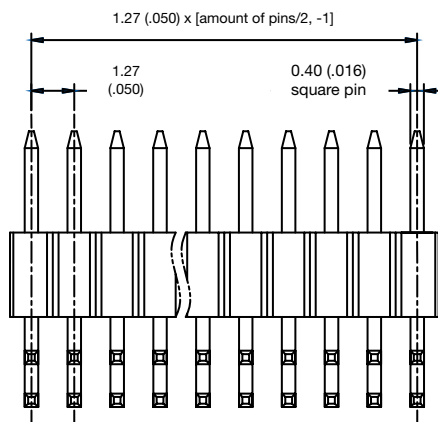
06, 08, 10, A0

- 1 = Gold flash on contact
- 4 = 0.25µm (10µ") gold on contact
- 8 = 0.76µm (30µ") GXT on contact

PRODUCT



Recommended PCB layouts



Dimension : mm (inch)

TECHNICAL DATA

PHYSICAL

- Housing: High-temperature, black thermoplastic, Halogen free
- Flammability rating: UL 94 V-0
- Pin: Copper Alloy
- Plating: Gold or GXT over 50µ" nickel

ELECTRICAL PERFORMANCE

- Current rating: 1 A continuous
- Insulation resistance: 1000 MΩ minimum
- Contact resistance: 30 mΩ maximum
- Dielectric withstanding voltage: 500 V
- Voltage rating: 125 V

MECHANICAL PERFORMANCE

- Mating cycles (durability): 100

OPERATING TEMPERATURE RANGE

- -55°C to +125°C

PACKAGING

- Standard: Tube
- Optional: Tube plus pick-up cap
- Optional: Tape and reel plus pick-up cap (please check tape availability)

PROCESSING INFORMATION


- The product will withstand exposure to 260°C peak temperature for 10 seconds in a convection infra-red or vapor phase reflow oven

REFERENCE INFORMATION

- Product drawing: 20021121
- Product specification: GS-12-629
- Packaging specification: GS-14-1420

RoHs INFORMATION

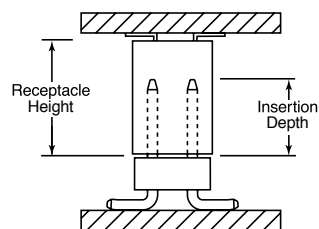
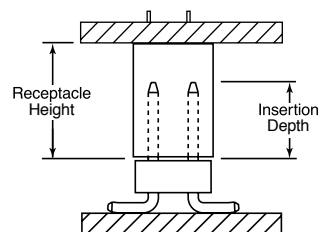
- This product is RoHs compatible according to the European Union Directive 2002/95/IEC



MATING DATA

- Minitek127® vertical TH receptacles 22
- Minitek127® vertical SMT receptacles 22/24

TYPICAL APPLICATIONS



Minitek127® SMT Headers

PART NUMBERS

20021121	-	Post Option	00	Positions	Packaging	Plating	LF
----------	---	-------------	----	-----------	-----------	---------	----

0 = Without Post
1 = With Post

06, 08, 10, A0

1 = Gold flash on contact
4 = 0.25µm (10µ") gold on contact
8 = 0.76µm (30µ") GXT on contact

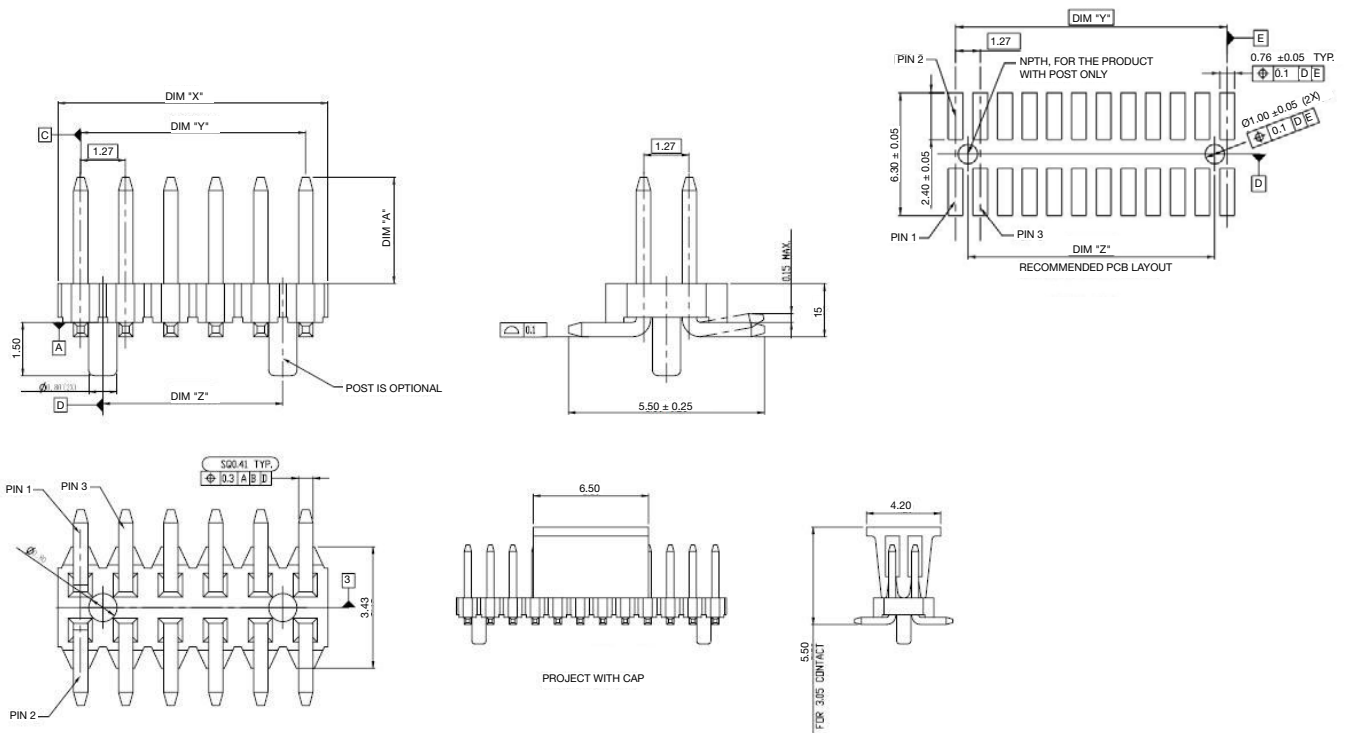
T = Tube (standard)
D = Tube plus pick-up cap
C = Tape and reel

20021121	-	000	XX	C	4	LF
----------	---	-----	----	---	---	----

CORE RANGE

XX = 06, 08, 10, 12, 16, 20

PRODUCT



Dimension : mm (inch)

TECHNICAL DATA

PHYSICAL

- Housing: High-temperature, black thermoplastic
- Flammability rating: UL 94 V-0
- Pin: Copper Alloy
- Plating: Gold or GXT over 50µ" nickel

ELECTRICAL PERFORMANCE

- Current rating: 1 A continuous
- Insulation resistance: 1000 MΩ minimum
- Contact resistance: 30 mΩ maximum
- Dielectric withstanding voltage: 500 V
- Voltage rating: 125 V

MECHANICAL PERFORMANCE

- Mating cycles (durability): 100

OPERATING TEMPERATURE RANGE

- -40°C to +85°C

PACKAGING

- Standard: Tube
- Optional: Tube plus pick-up cap

PROCESSING INFORMATION


- The product will withstand exposure to 260°C peak temperature for 10 seconds in a convection infra-red or vapor phase reflow oven

REFERENCE INFORMATION

- Product drawing: 20021122
- Product specification: GS-12-629
- Packaging specification: GS-14-1420

RoHs INFORMATION

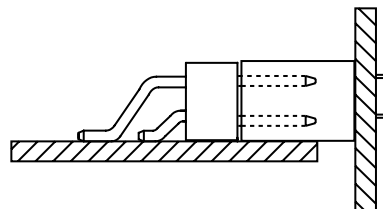
- This product is RoHs compatible according to the European Union Directive 2002/95/IEC



MATING DATA

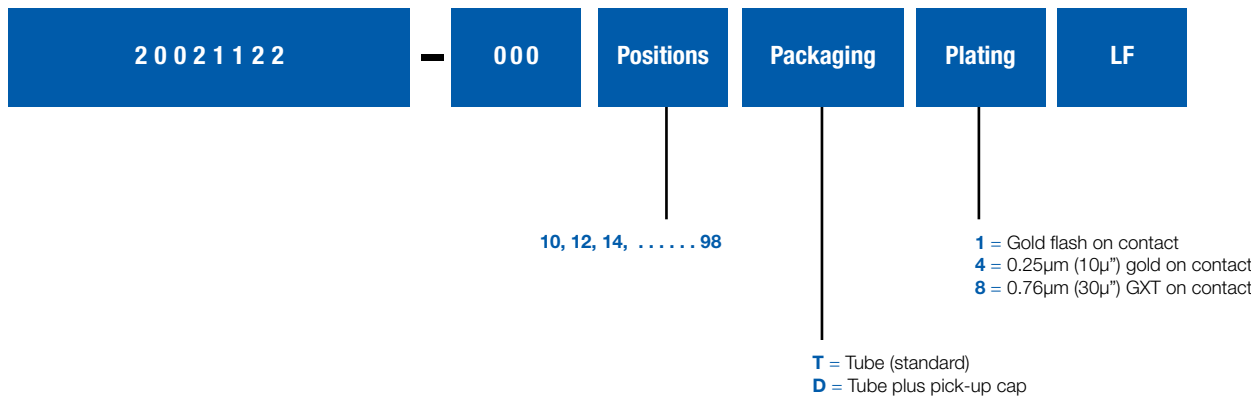
- Minitek127® vertical TH receptacles 22
- Minitek127® vertical SMT receptacles 22/24

TYPICAL APPLICATIONS

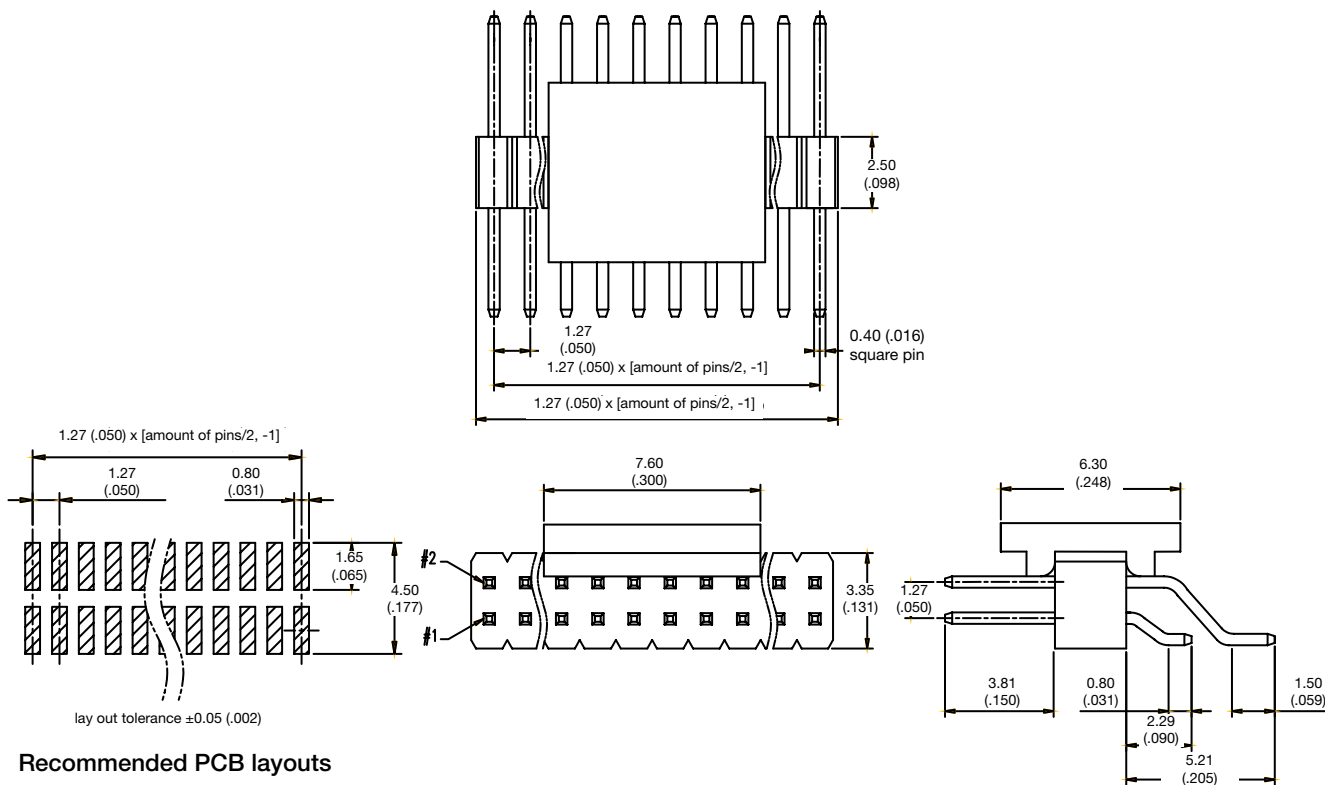


Minitek127[®] Right Angle SMT Headers

PART NUMBERS



PRODUCT



Dimension : mm (inch)

TECHNICAL DATA

PHYSICAL

- Housing: High-temperature, black thermoplastic
- Flammability rating: UL 94 V-0
- Pin: Copper Alloy
- Plating: Gold or GXT over 50µ" nickel

ELECTRICAL PERFORMANCE

- Current rating: 1 A continuous
- Insulation resistance: 1000 MΩ minimum
- Contact resistance: 30 mΩ maximum
- Dielectric withstanding voltage: 500 V
- Voltage rating: 125 V

MECHANICAL PERFORMANCE

- Mating cycles (durability): 100

OPERATING TEMPERATURE RANGE

- -40°C to +85°C

PACKAGING

- Standard: Tubes

PROCESSING INFORMATION


- The vertical through hole product will withstand exposure to 260°C peak temperature for 10 seconds in a wave solder application, while SMT product will withstand exposure to 260°C peak temperature for 10 seconds in a convection infra-red or vapor phase reflow oven

REFERENCE INFORMATION

- Product drawing: 200218xx
- Product specification: GS-12-629
- Packaging specification: GS-14-1420

RoHs INFORMATION

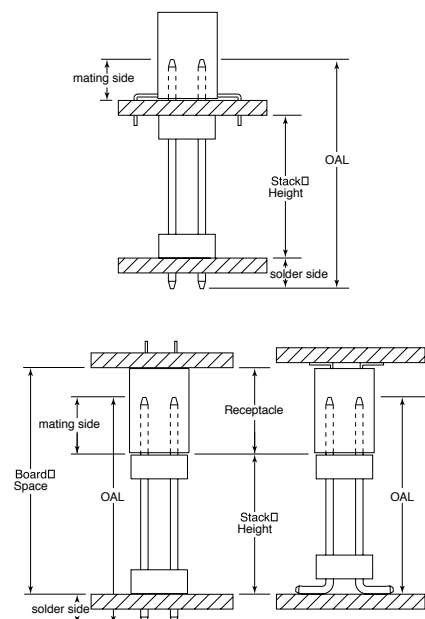
- This product is RoHs compatible according to the European Union Directive 2002/95/IEC



MATING DATA

- Minitek127® vertical TH receptacles 22
- Minitek127® vertical SMT receptacles 22/24

TYPICAL APPLICATIONS



Minitek127[®] Unshrouded Stacking Headers

PART NUMBERS



1 = 2.5 mm (.098)
 2 = 3.0 mm (.118)
 3 = SMT

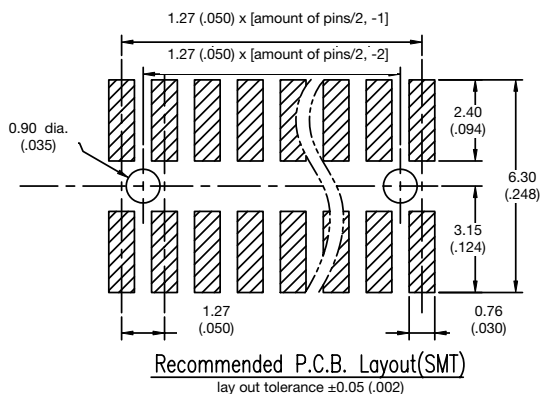
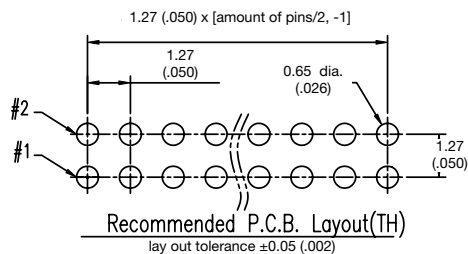
06, 08, 10, A0

1 = Gold flash on contact
 4 = 0.25 μ m (10 μ in) gold on contact
 8 = 0.76 μ m (30 μ in) GXT on contact

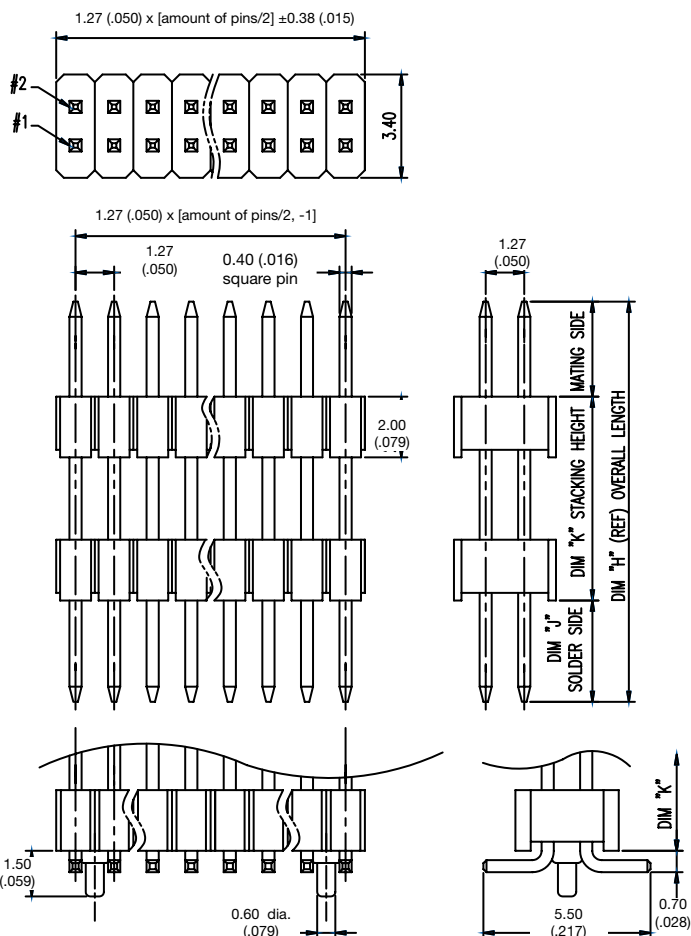
Pin Style	Overall length TH mm (inch)	Overall length SMT mm (inch)
0	8 (.315)	6.2 (.244)
1	10 (.394)	8.2 (.323)
2	12 (.472)	10.2 (.402)
3	14 (.551)	12.2 (.480)
4	16 (.623)	14.2 (.559)

040 = 4.0 mm (.157)
 045 = 4.5 mm (.177)
 050 = 5.0 mm (.197)
 ↓
 095 = 9.5 mm (.374)
 100 = 10.0 mm (.394)

PRODUCT



Recommended PCB layouts



Dimension : mm (inch)

TECHNICAL DATA

PHYSICAL

- Housing: High-temperature, black thermoplastic, Halogen free
- Flammability rating: UL 94 V-0
- Pin: Copper Alloy
- Plating: Gold or GXT over 50µ" nickel

ELECTRICAL PERFORMANCE

- Current rating: 1 A continuous
- Insulation resistance: 1000 MΩ minimum
- Contact resistance: 30 mΩ maximum
- Dielectric withstanding voltage: 500 V
- Voltage rating: 125 V

MECHANICAL PERFORMANCE

- Mating cycles (durability): 100

OPERATING TEMPERATURE RANGE

- -55°C to +125°C

PACKAGING

- Standard: Tubes

PROCESSING INFORMATION


- The product will withstand exposure to 260°C peak temperature for 10 seconds in a wave solder application with a PCB

REFERENCE INFORMATION

- Product drawing: 20021211
- Product specification: GS-12-629
- Packaging specification: GS-14-1420

RoHs INFORMATION

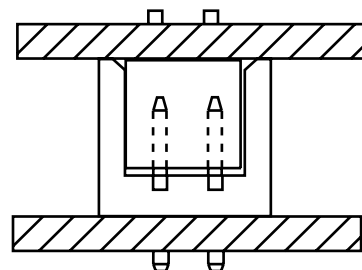
- This product is RoHs compatible according to the European Union Directive 2002/95/IEC



MATING DATA

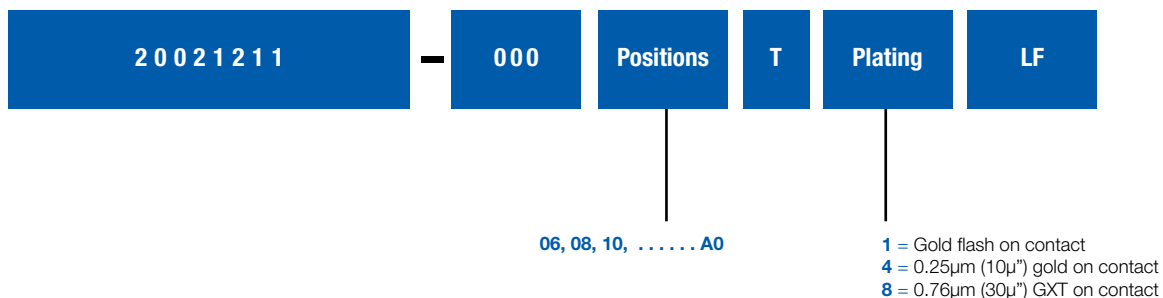
- Minitek127® vertical TH receptacles 22
- Minitek127® vertical SMT receptacles 22/24

TYPICAL APPLICATIONS

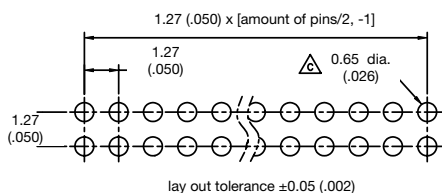
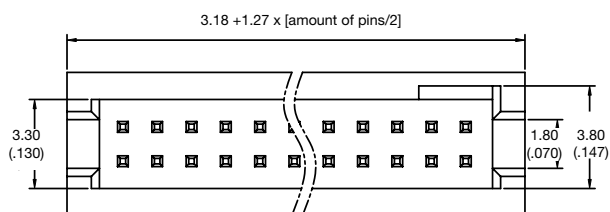


Minitek127[®] Vertical Through Hole Shrouded Headers

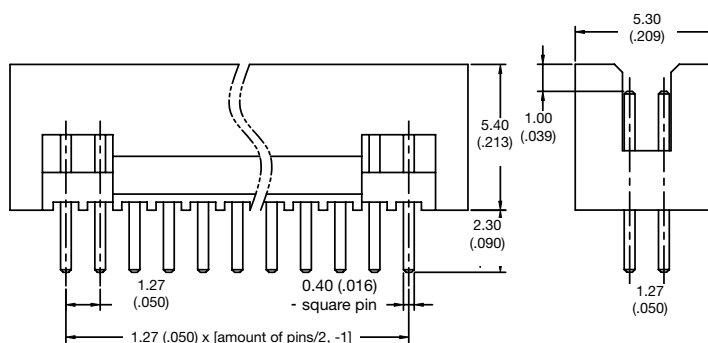
PART NUMBERS



PRODUCT



Recommended PCB layouts



Dimension : mm (inch)

TECHNICAL DATA

PHYSICAL

- Housing: High-temperature, black thermoplastic, Halogen free
- Flammability rating: UL 94 V-0
- Pin: Copper Alloy
- Plating: Gold or GXT over 50µ" nickel

ELECTRICAL PERFORMANCE

- Current rating: 1 A continuous
- Insulation resistance: 1000 MΩ minimum
- Contact resistance: 30 mΩ maximum
- Dielectric withstanding voltage: 500 V
- Voltage rating: 125 V

MECHANICAL PERFORMANCE

- Mating cycles (durability): 100

OPERATING TEMPERATURE RANGE

- -55°C to +125°C

PACKAGING

- Standard: Tubes

PROCESSING INFORMATION


- The product will withstand exposure to 260°C peak temperature for 10 seconds in a wave solder application with a PCB

REFERENCE INFORMATION

- Product drawing: 20021212
- Product specification: GS-12-629
- Packaging specification: GS-14-1420

RoHs INFORMATION

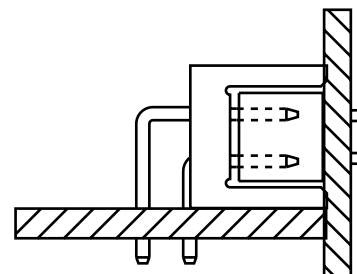
- This product is RoHs compatible according to the European Union Directive 2002/95/IEC



MATING DATA

- Minitek127® vertical TH receptacles 22
- Minitek127® vertical SMT receptacles 22/24

TYPICAL APPLICATIONS



Minitek127[®] Right Angle Through Hole Shrouded Headers

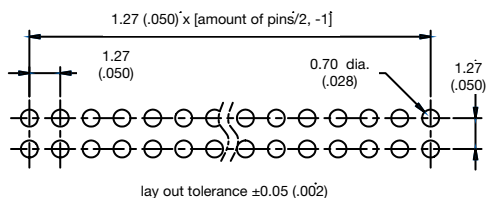
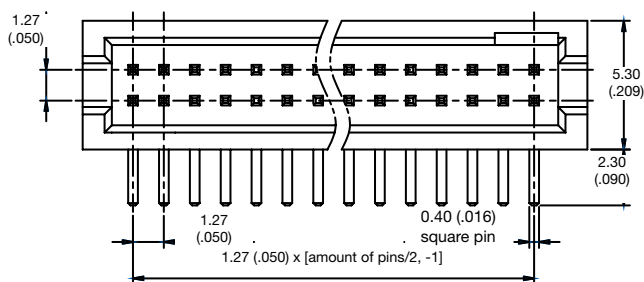
PART NUMBERS



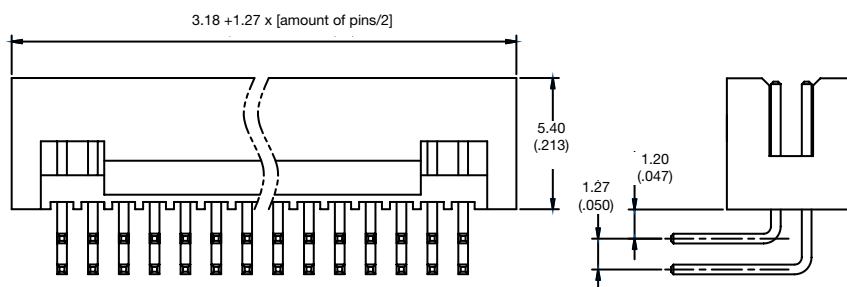
06, 08, 10, A0

- 1 = Gold flash on contact
- 4 = 0.25µm (10µ") gold on contact
- 8 = 0.76µm (30µ") GXT on contact

PRODUCT



Recommended PCB layouts



Dimension : mm (inch)

TECHNICAL DATA

PHYSICAL

- Housing: High-temperature, black thermoplastic, Halogen free
- Flammability rating: UL 94 V-0
- Pin: Copper Alloy
- Plating: Gold or GXT over 50µ" nickel

ELECTRICAL PERFORMANCE

- Current rating: 1 A continuous
- Insulation resistance: 1000 MΩ minimum
- Contact resistance: 30 mΩ maximum
- Dielectric withstanding voltage: 500 V
- Voltage rating: 125 V

MECHANICAL PERFORMANCE

- Mating cycles (durability): 100

OPERATING TEMPERATURE RANGE

- -55°C to +125°C

PACKAGING

- Standard: Tube
- Optional: Tube plus pick-up cap
- Optional: Tape and reel plus pick-up cap (please check tape availability)

PROCESSING INFORMATION

- The product will withstand exposure to 260°C peak temperature for 10 seconds in a convection infra-red or vapor phase reflow oven

REFERENCE INFORMATION

- Product drawing: 20021221
- Product specification: GS-12-629
- Packaging specification: GS-14-1420

RoHS INFORMATION

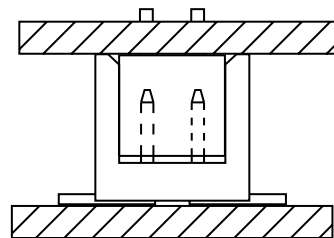
- This product is RoHS compatible according to the European Union Directive 2002/95/IEC



MATING DATA

- Minitek127® vertical TH receptacles 22
- Minitek127® vertical SMT receptacles 22/24

TYPICAL APPLICATIONS



Minitek127[®] Vertical SMT Shrouded Headers

PART NUMBERS



0 = Without Post
1 = With Post

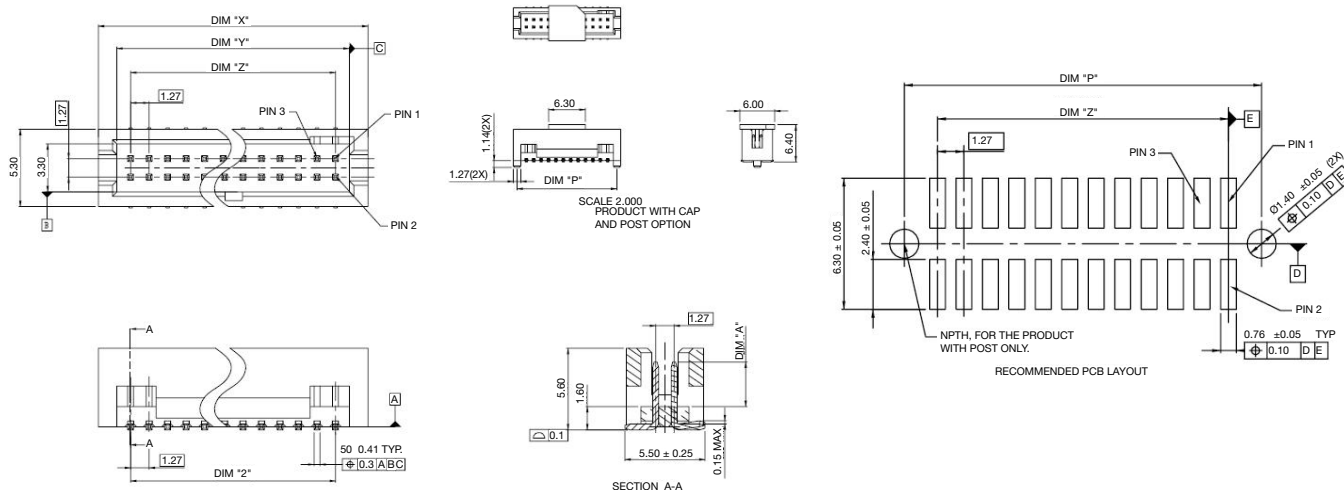
06, 08, 10, 12, 14, 16,
20, 26, 30, 34, 40, 44,
50, 60, 64, 66, 68, 80,
A0

1 = Gold flash on contact
4 = 0.25 μ m (10 μ) gold on contact
8 = 0.76 μ m (30 μ) GXT on contact

T = Tube (standard)
D = Tube plus pick-up cap
C = Tape and reel



PRODUCT



Dimension : mm (inch)

TECHNICAL DATA

PHYSICAL

- Housing: High-temperature, black thermoplastic, Halogen free
- Flammability rating: UL 94 V-0
- Pin: Copper Alloy
- Plating: Gold or GXT over 50µ" nickel

ELECTRICAL PERFORMANCE

- Current rating: 1 A continuous
- Insulation resistance: 1000 MΩ minimum
- Contact resistance: 30 mΩ maximum
- Dielectric withstanding voltage: 500 V
- Voltage rating: 125 V

MECHANICAL PERFORMANCE

- Mating cycles (durability): 100

OPERATING TEMPERATURE RANGE

- -55°C to +125°C

PACKAGING

- Standard: Tubes

PROCESSING INFORMATION

- The product will withstand exposure to 260°C peak temperature for 10 seconds in a wave solder application with a PCB

REFERENCE INFORMATION

- Product drawing: 20021311
- Product specification: GS-12-629
- Packaging specification: GS-14-1420

RoHs INFORMATION

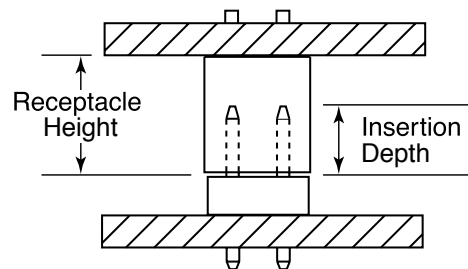
- This product is RoHs compatible according to the European Union Directive 2002/95/IEC



MATING DATA

■ Minitek127® vertical TH headers	4
■ Minitek127® right angle TH headers	6
■ Minitek127® vertical SMT headers	8
■ Minitek127® right angle SMT headers	10
■ Minitek127® stacking TH/SMT headers	12
■ Minitek127® vertical TH shrouded headers	14
■ Minitek127® right angle TH shrouded headers	16
■ Minitek127® vertical SMT shrouded headers	18

TYPICAL APPLICATIONS



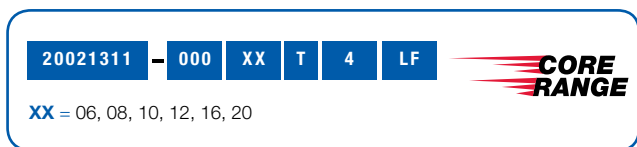
Minitek127[®] Vertical Through Hole Receptacles

PART NUMBERS

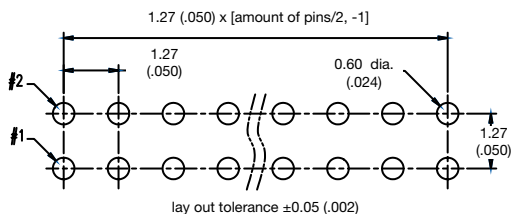
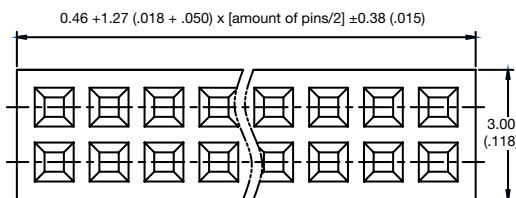


10, 12, 14, 80

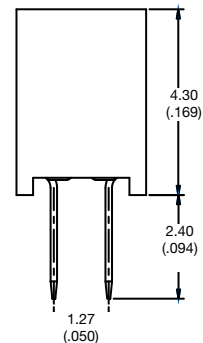
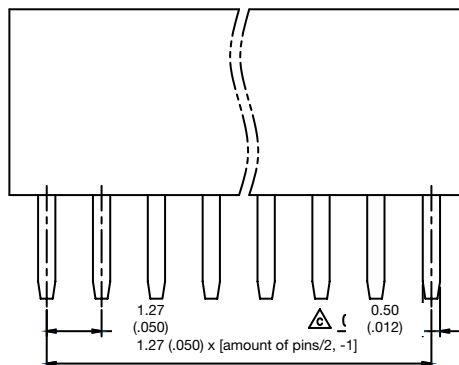
1 = Gold flash on contact
 4 = 0.25µm (10µ") gold on contact
 8 = 0.76µm (30µ") GXT on contact



PRODUCT



Recommended PCB layouts



Dimension : mm (inch)

TECHNICAL DATA

PHYSICAL

- Housing: High-temperature, black thermoplastic, Halogen free
- Flammability rating: UL 94 V-0
- Pin: Copper Alloy
- Plating: Gold or GXT over 50µ" nickel

ELECTRICAL PERFORMANCE

- Current rating: 1 A continuous
- Insulation resistance: 1000 MΩ minimum
- Contact resistance: 30 mΩ maximum
- Dielectric withstanding voltage: 500 V
- Voltage rating: 125 V

MECHANICAL PERFORMANCE

- Mating cycles (durability): 100

OPERATING TEMPERATURE RANGE

- -55°C to +125°C

PACKAGING

- Standard: Tube
- Optional: Tube plus pick-up cap
- Optional: Tape and reel plus pick-up cap (please check tape availability)

PROCESSING INFORMATION


- The product will withstand exposure to 260°C peak temperature for 10 seconds in a convection infra-red or vapor phase reflow oven

REFERENCE INFORMATION

- Product drawing: 20021321
- Product specification: GS-12-629
- Packaging specification: GS-14-1420

RoHS INFORMATION

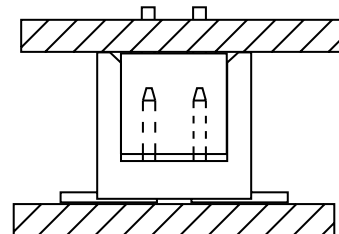
- This product is RoHS compatible according to the European Union Directive 2002/95/IEC



MATING DATA

■ Minitek127® vertical TH headers	4
■ Minitek127® right angle TH headers	6
■ Minitek127® vertical SMT headers	8
■ Minitek127® right angle SMT headers	10
■ Minitek127® stacking TH/SMT headers	12
■ Minitek127® vertical TH shrouded headers	14
■ Minitek127® right angle TH shrouded headers	16
■ Minitek127® vertical SMT shrouded headers	18

TYPICAL APPLICATIONS



Minitek127[®] Vertical SMT Receptacles

PART NUMBERS

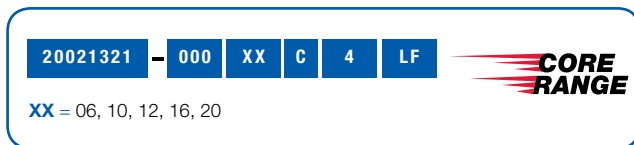


0 = Without Post
 1 = With Post style 1
 2 = With Post style 2

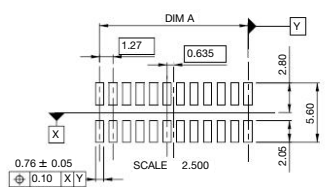
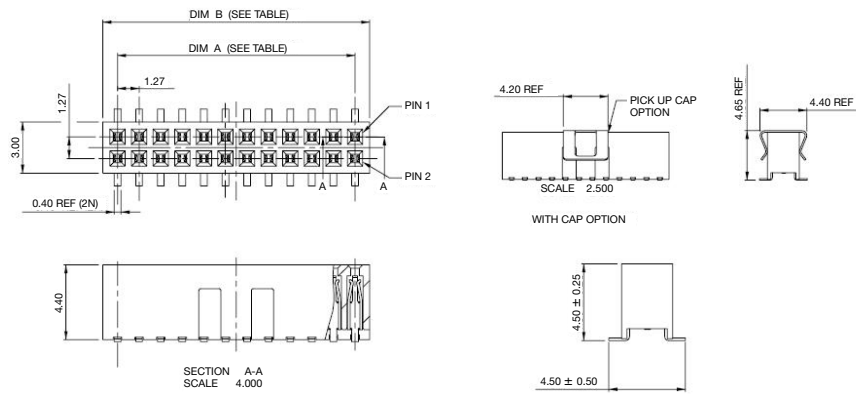
6, 10, 12, 80

1 = Gold flash on contact
 4 = 0.25 μ m (10 μ ") gold on contact
 8 = 0.76 μ m (30 μ ") GXT on contact

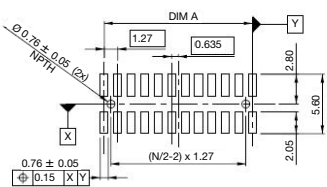
T = Tube (standard)
 D = Tube plus pick-up cap
 C = Tape and reel



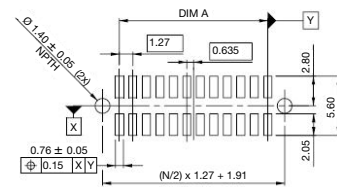
PRODUCT



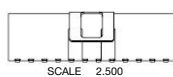
RECOMMENDED PCB LAYOUT - WITHOUT POST
 LAYOUT TOLERANCE = '0.05mm



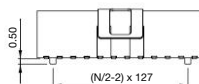
RECOMMENDED PCB LAYOUT - POST STYLE 1,
 LAYOUT TOLERANCE = '0.05mm



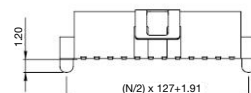
RECOMMENDED PCB LAYOUT - POST STYLE 2,
 LAYOUT TOLERANCE = '0.05mm



WITHOUT POST,
 P/N: 20021321-0XXXXXXLF



WITH POST STYLE 1,
 P/N: 20021321-1XXXXXXLF



WITH POST STYLE 2,
 P/N: 20021321-2XXXXXXLF

Dimension : mm (inch)

TECHNICAL DATA

PHYSICAL

- Housing: High-temperature, black thermoplastic
- Flammability rating: UL 94 V-0
- Pin: Copper Alloy
- Plating: Gold or GXT over 50µ" nickel

ELECTRICAL PERFORMANCE

- Current rating: 1 A continuous
- Insulation resistance: 1000 MΩ minimum
- Contact resistance: 30 mΩ maximum
- Dielectric withstanding voltage: 500 V
- Voltage rating: 125 V

MECHANICAL PERFORMANCE

- Mating cycles (durability): 100

OPERATING TEMPERATURE RANGE

- -40°C to +85°C

PACKAGING

- Standard: Tube
- Optional: Tube plus pick-up cap
- Optional: Tape and reel plus pick-up cap
(please check tape availability)

PROCESSING INFORMATION


- The product will withstand exposure to 260°C peak temperature for 10 seconds in a convection infra-red or vapor phase reflow oven

REFERENCE INFORMATION

- Product drawing: 20021323
- Product specification: GS-12-629
- Packaging specification: GS-14-1420

RoHs INFORMATION

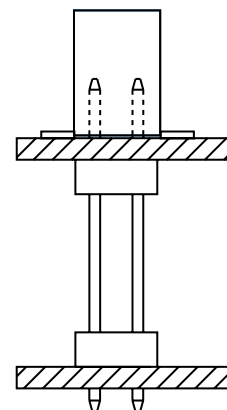
- This product is RoHs compatible according to the European Union Directive 2002/95/IEC



MATING DATA

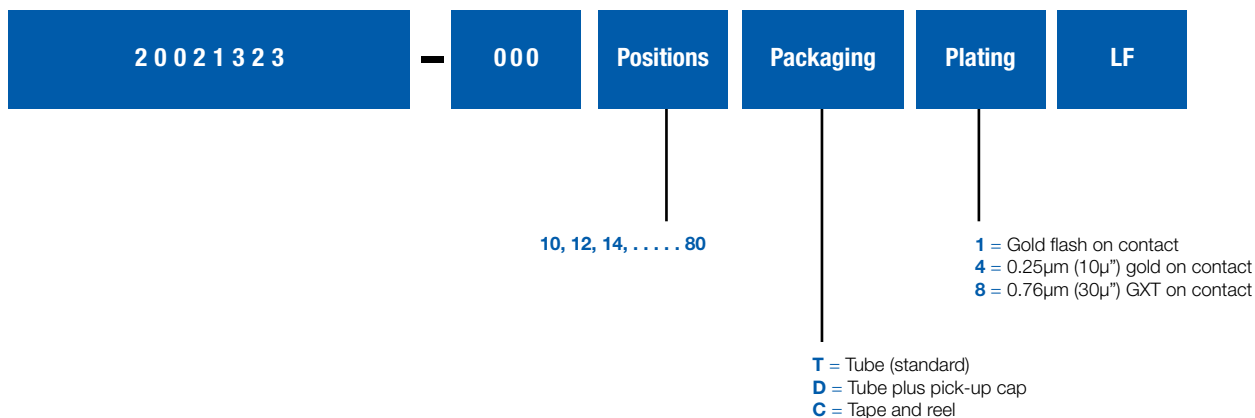
- | | |
|---------------------------------------|------|
| ■ Minitek127® vertical TH headers | 4/6 |
| ■ Minitek127® vertical SMT headers | 8/10 |
| ■ Minitek127® stacking TH/SMT headers | 12 |

TYPICAL APPLICATIONS

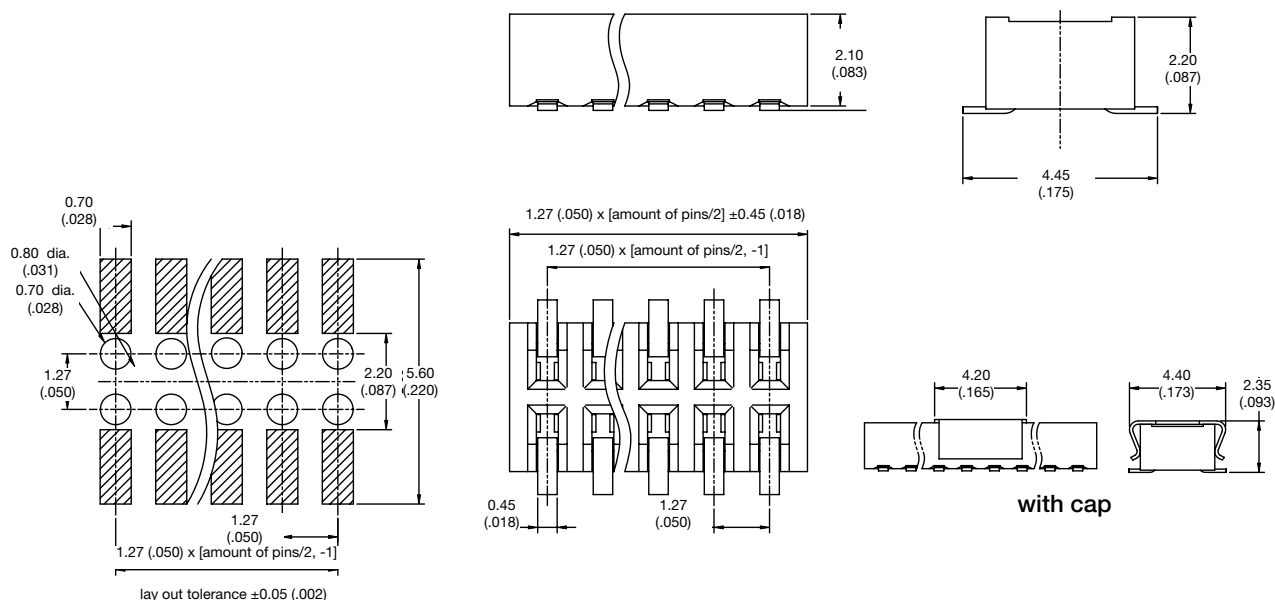


Minitek127[®] Vertical SMT Bottom Entry Receptacles

PART NUMBERS



PRODUCT



Recommended PCB layouts

Dimension : mm (inch)

TECHNICAL DATA

PHYSICAL

- Housing: High-temperature, black thermoplastic
- Flammability rating: UL 94 V-0
- Pin: Copper Alloy
- Plating: Gold or GXT over 50µ" nickel

ELECTRICAL PERFORMANCE

- Current rating: 1 A continuous
- Insulation resistance: 1000 MΩ minimum
- Contact resistance: 30 mΩ maximum
- Dielectric withstanding voltage: 500 V
- Voltage rating: 125 V

MECHANICAL PERFORMANCE

- Mating cycles (durability): 100

OPERATING TEMPERATURE RANGE

- -40°C to +85°C

PACKAGING

- Standard: Tubes

REFERENCE INFORMATION

- Product drawing: 20021444
- Product specification: GS-12-629
- Packaging specification: GS-14-1420

RoHs INFORMATION

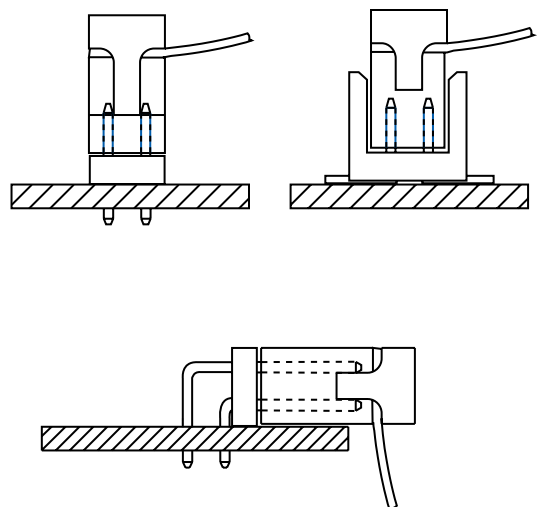
- This product is RoHs compatible according to the European Union Directive 2002/95/IEC



MATING DATA

■ Minitek127® IDC TH headers	28
■ Minitek127® IDC SMT headers	30
■ Minitek127® IDC right angle TH headers	32
■ Minitek127® TH eject headers	34
■ Minitek127® right angle eject headers	36
■ Minitek127® SMT eject headers	38

TYPICAL APPLICATIONS



Minitek127[®] IDC Receptacles

PART NUMBERS

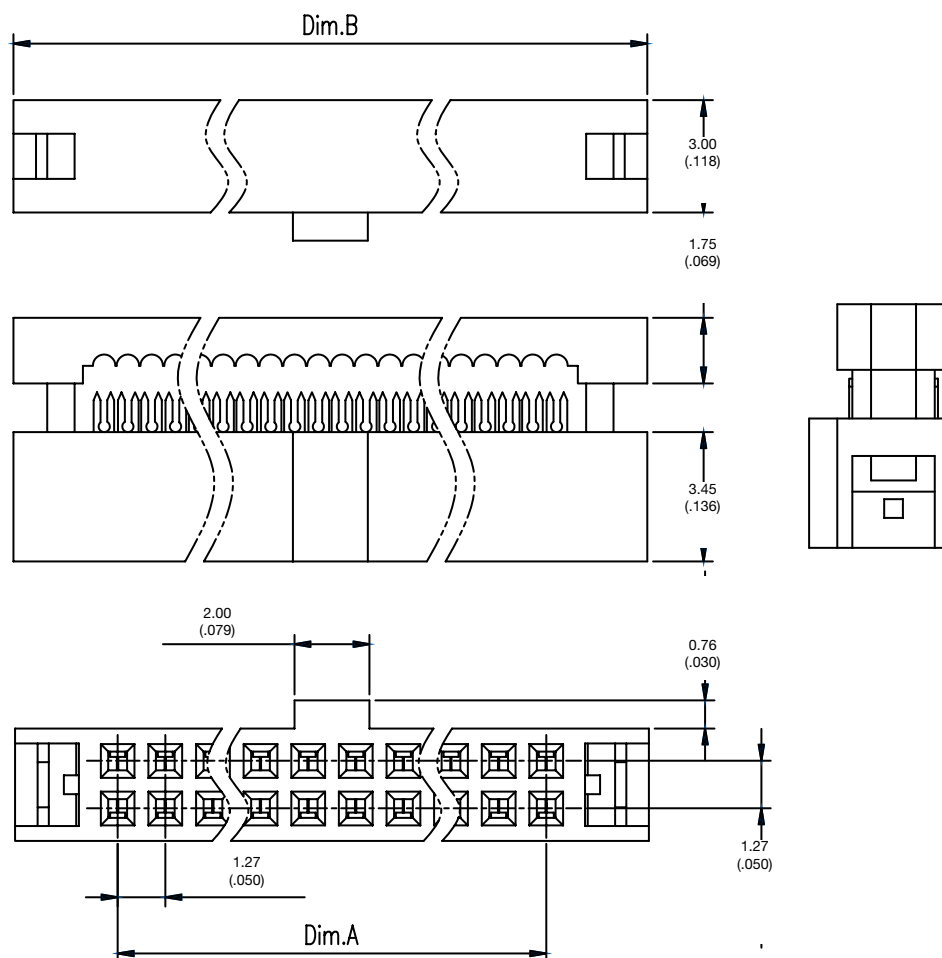


06, 08, 10, 12, 14, 16,
20, 24, 26, 30, 34, 40,
44, 50, 60, 64, 66, 68,
A0

1 = Gold flash on contact
4 = 0.25 μ m (10 μ "") gold on contact
8 = 0.76 μ m (30 μ "") GXT on contact



PRODUCT



Dimension : mm (inch)

TECHNICAL DATA

PHYSICAL

- Housing: High-temperature, black thermoplastic
- Flammability rating: UL 94 V-0
- Pin: Copper Alloy
- Plating: Gold or GXT over 50µ" nickel

ELECTRICAL PERFORMANCE

- Current rating: 1 A continuous
- Insulation resistance: 1000 MΩ minimum
- Contact resistance: 30 mΩ maximum
- Dielectric withstanding voltage: 500 V
- Voltage rating: 125 V

MECHANICAL PERFORMANCE

- Mating cycles (durability): 100

OPERATING TEMPERATURE RANGE

- -40°C to +85°C

PACKAGING

- Standard: Tubes

PROCESSING INFORMATION


- The product will withstand exposure to 260°C peak temperature for 10 seconds in a wave solder application with a PCB

REFERENCE INFORMATION

- Product drawing: 20021511
- Product specification: GS-12-629
- Packaging specification: GS-14-1420

RoHs INFORMATION

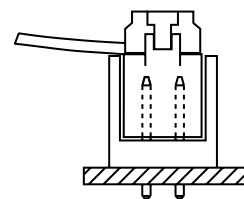
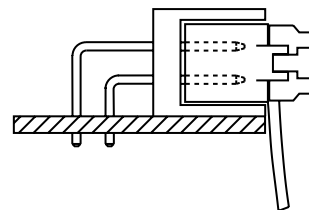
- This product is RoHs compatible according to the European Union Directive 2002/95/IEC



MATING DATA

- Minitek127® IDC receptacle 26

TYPICAL APPLICATIONS



Minitek127[®] Vertical Through Hole IDC Headers

PART NUMBERS

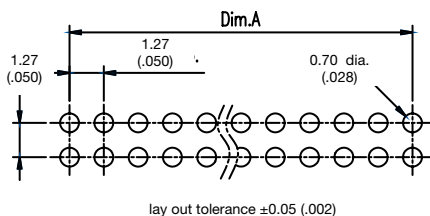
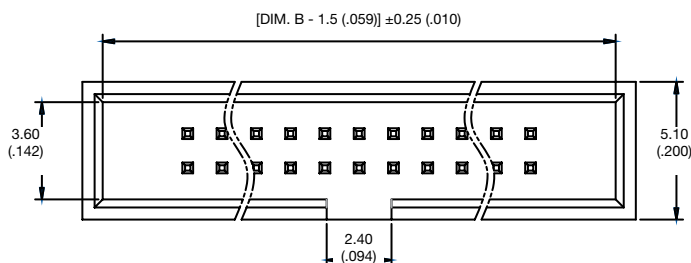


06, 10, 12, 14, 16, 20,
26, 30, 34, 40, 44, 50,
60, 64, 66, 68, 80, A0

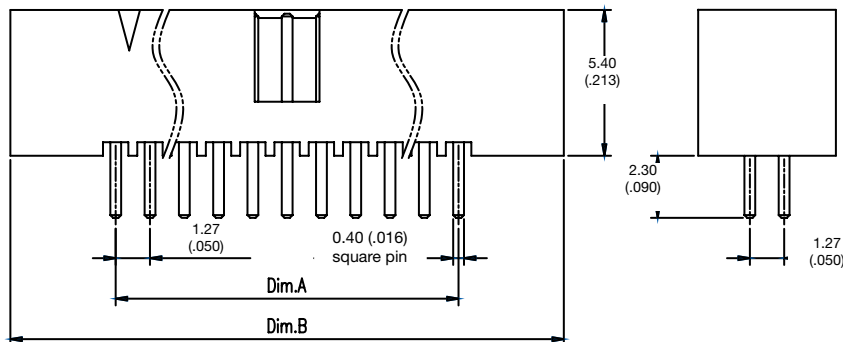
1 = Gold flash on contact
4 = 0.25µm (10µ") gold on contact
8 = 0.76µm (30µ") GXT on contact



PRODUCT



Recommended PCB layouts



Dimension : mm (inch)

TECHNICAL DATA

PHYSICAL

- Housing: High-temperature, black thermoplastic
- Flammability rating: UL 94 V-0
- Pin: Copper Alloy
- Plating: Gold or GXT over 50µ" nickel

ELECTRICAL PERFORMANCE

- Current rating: 1 A continuous
- Insulation resistance: 1000 MΩ minimum
- Contact resistance: 30 mΩ maximum
- Dielectric withstanding voltage: 500 V
- Voltage rating: 125 V

MECHANICAL PERFORMANCE

- Mating cycles (durability): 100

OPERATING TEMPERATURE RANGE

- -40°C to +85°C

PACKAGING

- Standard: Tubes

PROCESSING INFORMATION


- The product will withstand exposure to 260°C peak temperature for 10 seconds in a convection infra-red or vapor phase reflow oven

REFERENCE INFORMATION

- Product drawing: 20021521
- Product specification: GS-12-629
- Packaging specification: GS-14-1420

RoHs INFORMATION

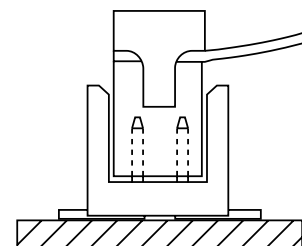
- This product is RoHs compatible according to the European Union Directive 2002/95/IEC



MATING DATA

- Minitek127® IDC receptacle 26

TYPICAL APPLICATIONS



Minitek127[®] Vertical SMT IDC Headers

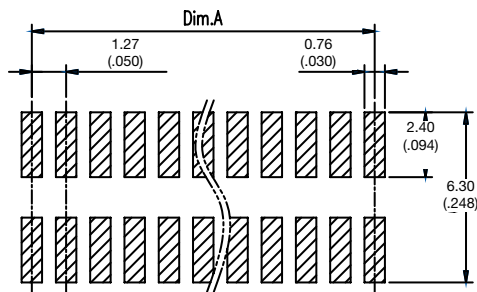
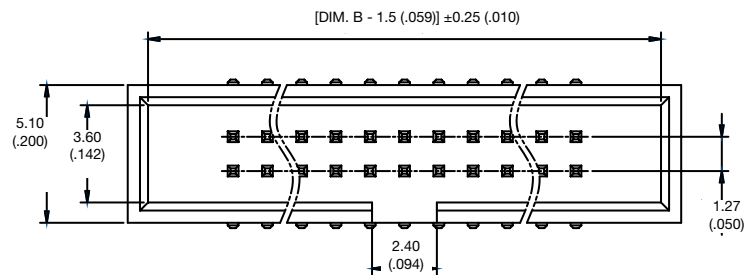
PART NUMBERS



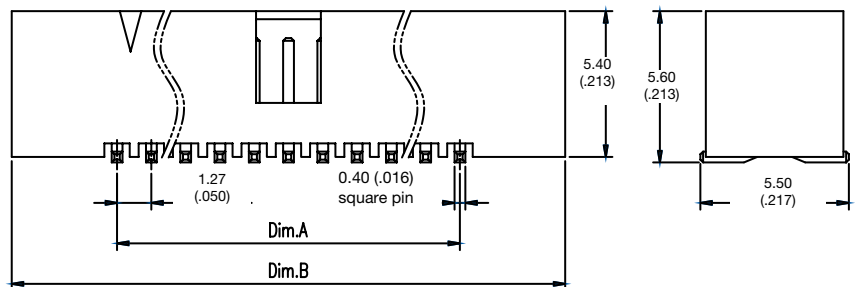
06, 10, 12, 14, 16, 20,
26, 30, 34, 40, 44, 50,
60, 64, 68, 80, A0

1 = Gold flash on contact
4 = 0.25µm (10µ") gold on contact
8 = 0.76µm (30µ") GXT on contact

PRODUCT



Recommended PCB layouts



Dimension : mm (inch)

TECHNICAL DATA

PHYSICAL

- Housing: High-temperature, black thermoplastic
- Flammability rating: UL 94 V-0
- Pin: Copper Alloy
- Plating: Gold or GXT over 50µ" nickel

ELECTRICAL PERFORMANCE

- Current rating: 1 A continuous
- Insulation resistance: 1000 MΩ minimum
- Contact resistance: 30 mΩ maximum
- Dielectric withstanding voltage: 500 V
- Voltage rating: 125 V

MECHANICAL PERFORMANCE

- Mating cycles (durability): 100

OPERATING TEMPERATURE RANGE

- -40°C to +85°C

PACKAGING

- Standard: Tubes

PROCESSING INFORMATION


- The product will withstand exposure to 260°C peak temperature for 10 seconds in a wave solder application with a PCB

REFERENCE INFORMATION

- Product drawing: 20021512
- Product specification: GS-12-629
- Packaging specification: GS-14-1420

RoHs INFORMATION

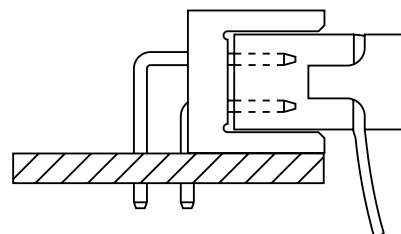
- This product is RoHs compatible according to the European Union Directive 2002/95/IEC



MATING DATA

- Minitek127® IDC receptacle 26

TYPICAL APPLICATIONS



Minitek127[®] Right Angle Through Hole IDC Headers

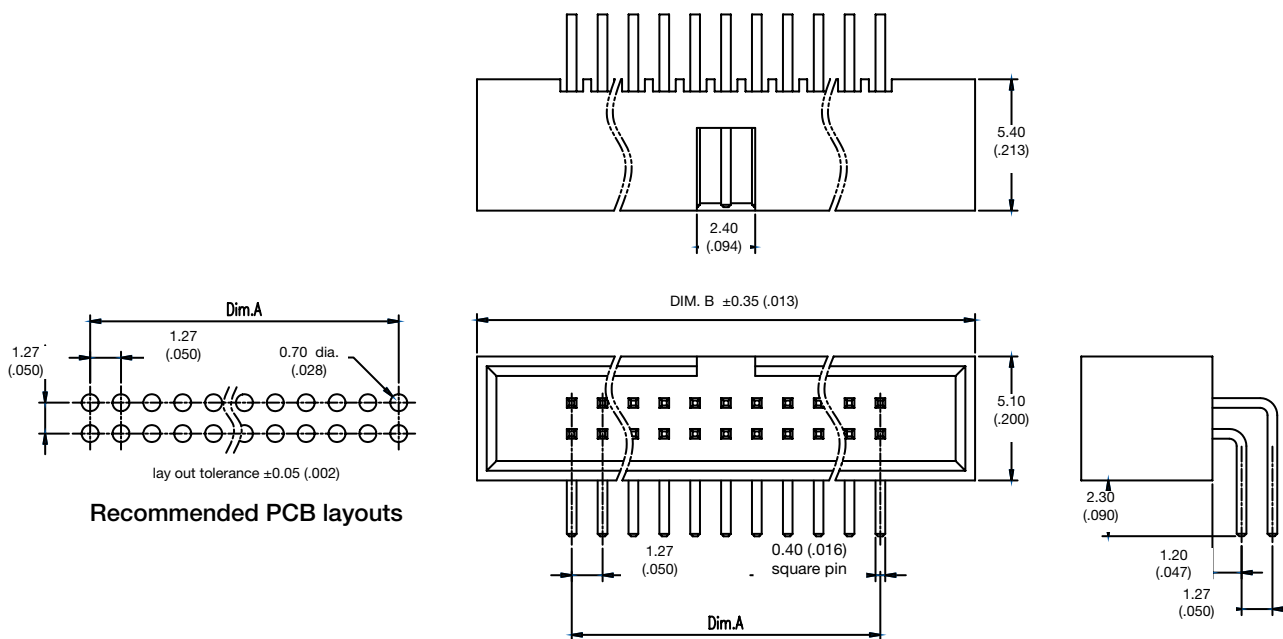
PART NUMBERS



06, 10, 12, 14, 16, 20,
26, 30, 34, 40, 44, 50,
60, 64, 68, 80, A0

1 = Gold flash on contact
4 = 0.25 μ m (10 μ "") gold on contact
8 = 0.76 μ m (30 μ "") GXT on contact

PRODUCT



Dimension : mm (inch)

TECHNICAL DATA

PHYSICAL

- Housing: High-temperature, black thermoplastic
- Flammability rating: UL 94 V-0
- Pin: Copper Alloy
- Plating: Gold or GXT over 50µ" nickel

ELECTRICAL PERFORMANCE

- Current rating: 1 A continuous
- Insulation resistance: 1000 MΩ minimum
- Contact resistance: 30 mΩ maximum
- Dielectric withstanding voltage: 500 V
- Voltage rating: 125 V

MECHANICAL PERFORMANCE

- Mating cycles (durability): 100

OPERATING TEMPERATURE RANGE

- -40°C to +85°C

PACKAGING

- Standard: Tubes

PROCESSING INFORMATION


- The product will withstand exposure to 260°C peak temperature for 10 seconds in a wave solder application with a PCB

REFERENCE INFORMATION

- Product drawing: 20021611
- Product specification: GS-12-629
- Packaging specification: GS-14-1420

RoHs INFORMATION

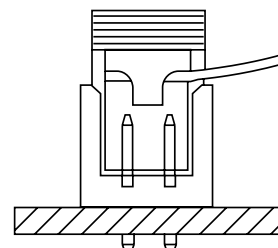
- This product is RoHs compatible according to the European Union Directive 2002/95/IEC



MATING DATA

- Minitek127® IDC receptacle 26

TYPICAL APPLICATIONS



Minitek127[®] Vertical Through Hole Eject Headers

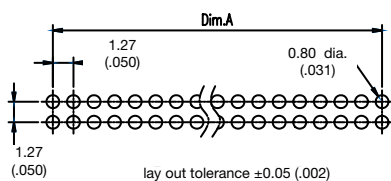
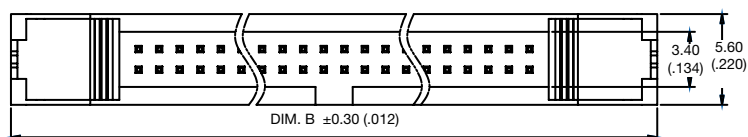
PART NUMBERS



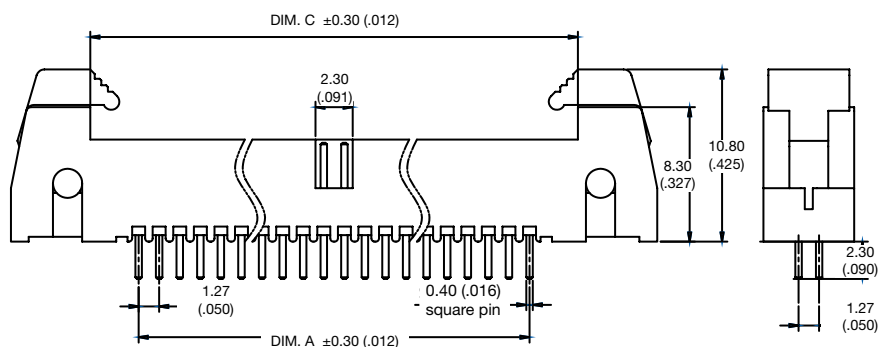
06, 10, 12, 14, 16, 20,
26, 30, 34, 40, 44, 50,
60, 64, 68, 80, A0

1 = Gold flash on contact
4 = 0.25µm (10µ") gold on contact
8 = 0.76µm (30µ") GXT on contact

PRODUCT



Recommended PCB layouts



Dimension : mm (inch)

TECHNICAL DATA

PHYSICAL

- Housing: High-temperature, black thermoplastic
- Flammability rating: UL 94 V-0
- Pin: Copper Alloy
- Plating: Gold or GXT over 50µ" nickel

ELECTRICAL PERFORMANCE

- Current rating: 1 A continuous
- Insulation resistance: 1000 MΩ minimum
- Contact resistance: 30 mΩ maximum
- Dielectric withstanding voltage: 500 V
- Voltage rating: 125 V

MECHANICAL PERFORMANCE

- Mating cycles (durability): 100

OPERATING TEMPERATURE RANGE

- -40°C to +85°C

PACKAGING

- Standard: Tubes

PROCESSING INFORMATION


- The product will withstand exposure to 260°C peak temperature for 10 seconds in a wave solder application with a PCB

REFERENCE INFORMATION

- Product drawing: 20021612
- Product specification: GS-12-629
- Packaging specification: GS-14-1420

RoHs INFORMATION

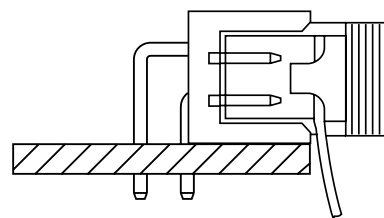
- This product is RoHs compatible according to the European Union Directive 2002/95/IEC



MATING DATA

- Minitek127® IDC receptacle 26

TYPICAL APPLICATIONS



Minitek127[®] Right Angle Through Hole Eject Headers

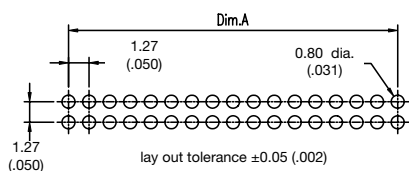
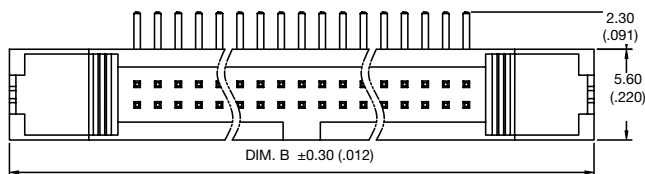
PART NUMBERS



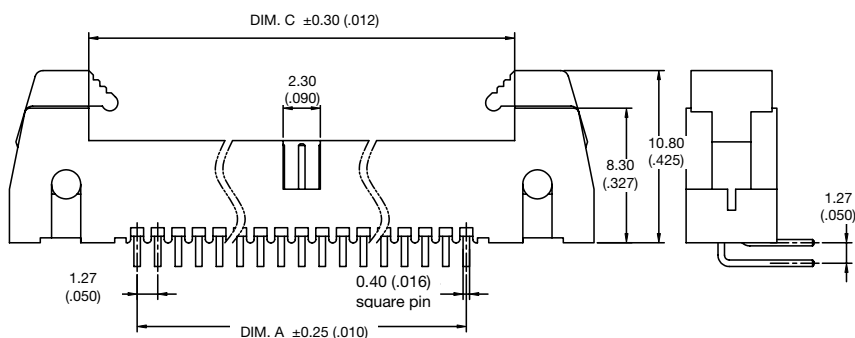
06, 10, 12, 14, 16, 20,
26, 30, 34, 40, 44, 50,
60, 64, 68, 80, A0

1 = Gold flash on contact
4 = 0.25 μ m (10 μ " gold on contact
8 = 0.76 μ m (30 μ " GXT on contact

PRODUCT



Recommended PCB layouts



Dimension : mm (inch)

TECHNICAL DATA

PHYSICAL

- Housing: High-temperature, black thermoplastic
- Flammability rating: UL 94 V-0
- Pin: Copper Alloy
- Plating: Gold or GXT over 50µ" nickel

ELECTRICAL PERFORMANCE

- Current rating: 1 A continuous
- Insulation resistance: 1000 MΩ minimum
- Contact resistance: 30 mΩ maximum
- Dielectric withstanding voltage: 500 V
- Voltage rating: 125 V

MECHANICAL PERFORMANCE

- Mating cycles (durability): 100

OPERATING TEMPERATURE RANGE

- -40°C to +85°C

PACKAGING

- Standard: Tape and reel plus pick-up cap

PROCESSING INFORMATION

- The product will withstand exposure to 260°C peak temperature for 10 seconds in a convection infra-red or vapor phase reflow oven

REFERENCE INFORMATION

- Product drawing: 20021621
- Product specification: GS-12-629
- Packaging specification: GS-14-1420

RoHs INFORMATION

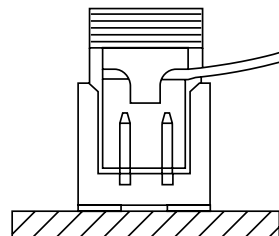
- This product is RoHs compatible according to the European Union Directive 2002/95/IEC



MATING DATA

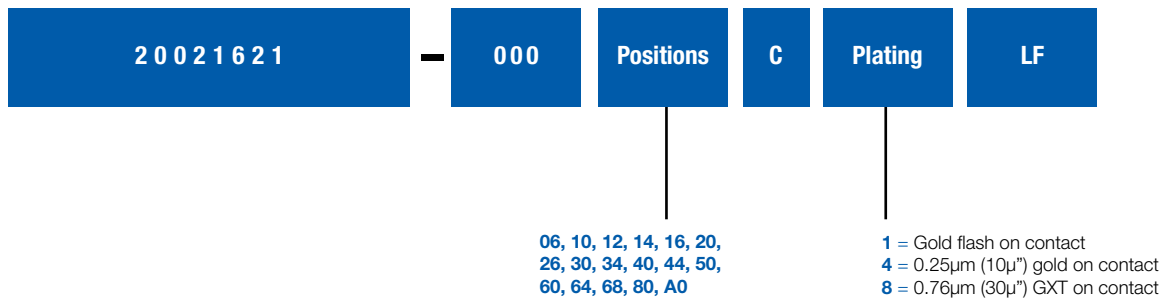
- Minitek127® IDC receptacle 26

TYPICAL APPLICATIONS

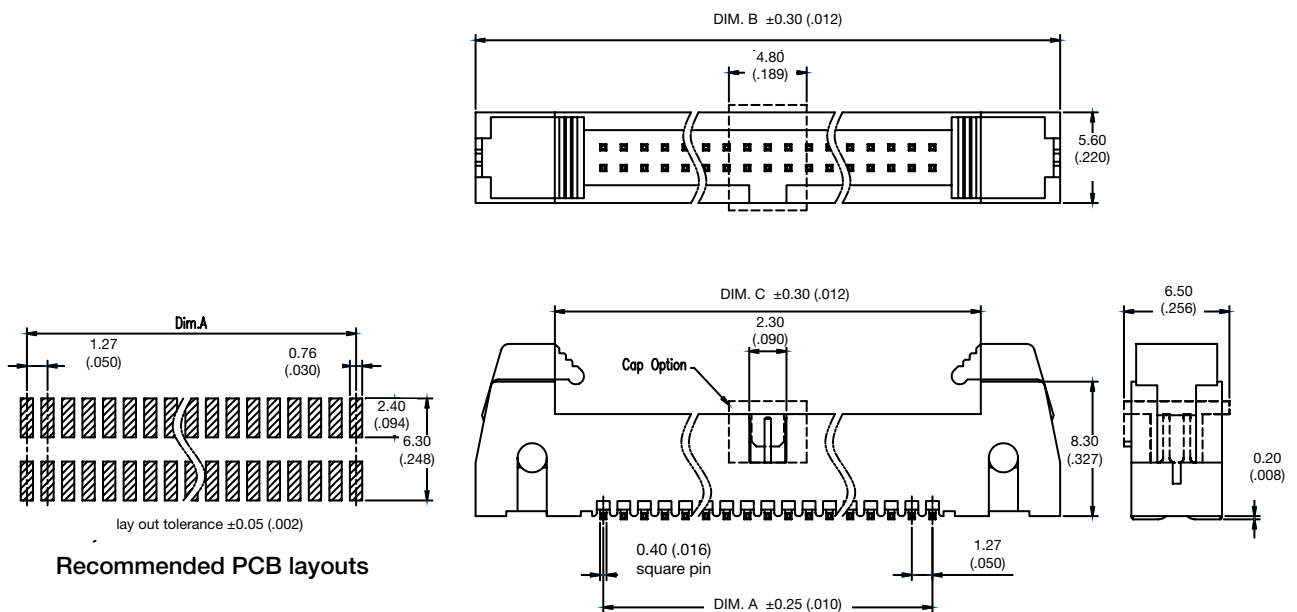


Minitek127[®] Vertical SMT Eject Headers

PART NUMBERS



PRODUCT



Dimension : mm (inch)

A large rectangular area with rounded corners, outlined in blue. It contains 25 horizontal blue lines, providing a space for writing notes.

Lined writing area with 25 horizontal lines.

A large rectangular area with rounded corners, outlined in blue, containing 25 horizontal blue lines for writing notes.



www.fci.com
www.fciconnect.com