

1- stage filter for 3-phase systems, DIN rail mounting

new



### Description

- 3 phase line filter with standard attenuation
- Easy and time saving handling

### Approvals

- VDE Certificate Number: 40030735
- UL File Number: E72928

### Applications

- Especially designed for electric switch and control cabinets
- Suitable for use in equipment according to IEC/UL 60950

### Weblinks

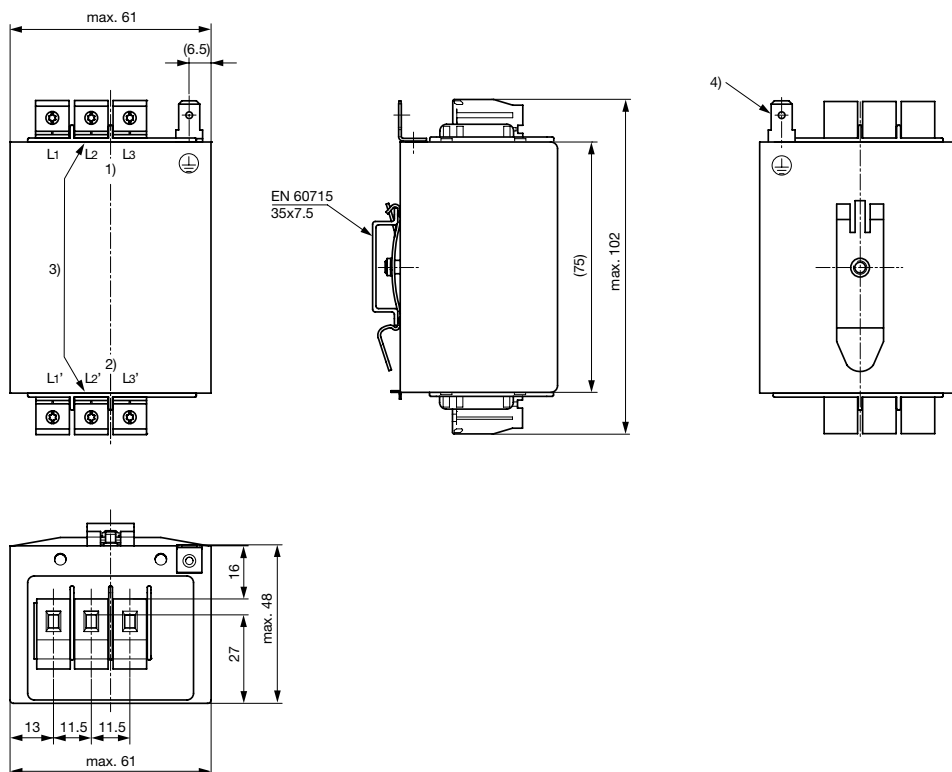
[pdf-datasheet](#), [html-datasheet](#), [General Product Information](#), [Approvals](#), [CE declaration of conformity](#), [RoHS](#), [CHINA-RoHS](#), [REACH](#), [e-Shop](#), [SCHURTER-Stock-Check](#), [Distributor-Stock-Check](#), [Detailed request for product](#)

### Technical Data

Rated Current	3 - 20A @ Ta 40 °C
Rated voltage	480VAC, 50/60 Hz
Approval for	3 - 20A @ Ta 40 °C / 480VAC; 50/60Hz
Overload Current	1.5 x Ir
Leakage Current	standard < 0.5mA (440V / 50Hz)
Dielectric Strength	480VAC: 2.25kVDC between L-L 3kVDC between L-PE Test voltage (2 sec)
Number of Filter Stages	1-stage
Weight	0.4 kg
Material: Housing	Metal
Sealing Compound	UL 94V-0

Mounting	DIN rail mounting
Terminal	Bolts and nuts M4, Quick connect terminal for PE
Operating Temperature [°C]	-25 °C to 100 °C
Climatic Category	25/100/21 acc. to IEC 60068-1
Degree of Protection	IP 20 acc. to IEC 60529
Protection Class	Suitable for appliances with protection class I acc. to IEC 61140
MTBF	> 200'000h acc. to MIL-HB-217 F

## Dimension

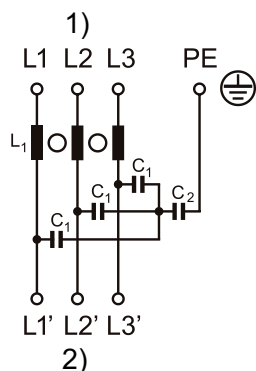


- 1) Line
- 2) Load
- 3) Tightening torque 0.6-0.8 Nm, Screw 4mm<sup>2</sup>
- 4) Quick connect terminal 6.3x0.8mm

## Technical data to the filter components

Rated Current [A]	Rated Voltage [VAC]	L [mH]	C1 [nF]	C2 [nF]
10	-	1	100	4.7
20	-	0.22	100	22
3	-	3	100	4.7
6	-	2	100	4.7

## Diagrams



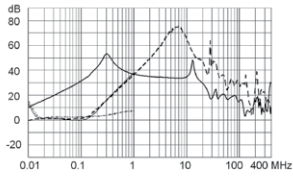
- 1) Line
- 2) Load

**Attenuation Loss**

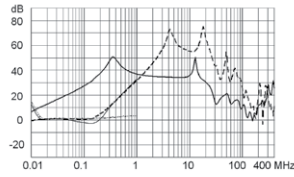
--- differential mode    \_\_\_\_ common mode

Standard version

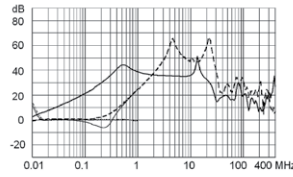
3 A



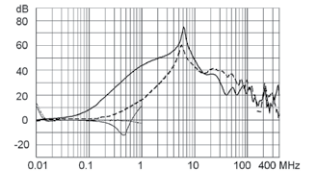
6 A



10 A



20 A



**All Variants**

Rated Current [A]	Tripped Power Dissi-	Leakage Current [mA] <sup>1)</sup>	Contact Resistance [mΩ]	Weight [g]	Screw clamps [mm <sup>2</sup> ] <sup>2)</sup>	Order Number
10	2.6	0.5	8.5	395 g	4	FMAC-3RYB-1010
20	4.9	2	4.1	395 g	4	FMAC-3RYB-2010
3	1.1	0.5	40	355 g	4	FMAC-3RYB-0310
6	2.3	0.5	21	375 g	4	FMAC-3RYB-0610

Most Popular.

Availability for all products can be searched real-time: <http://www.schurter.com/en/Stock-Check/Stock-Check-SCHURTER>

1) Nominal leakage current acc. to IEC60950 - 5.2.5. under normal operating conditions. Note: worst case leakage current acc. to IEC60950 - Annex G4 (situation with two interrupted lines) can be much higher.

2) Maximum conductor cross section (wire gauge) to be used; a comparative table for AWG and mm<sup>2</sup> values can be found in the general product information [www.schurter.com/emc\\_info](http://www.schurter.com/emc_info)

**Packaging unit**

5 Pcs