




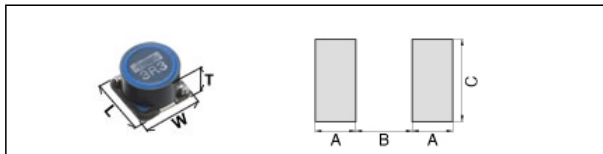


SLF7045T-6R8M1R9-H

Applications	 Automotive Grade
Feature	 Wire Wound
	 Magnetic Shield
	 Ferrite Core
	 AEC-Q200
Series	SLF-H Series / SLF7045-H Type
Status	PROD



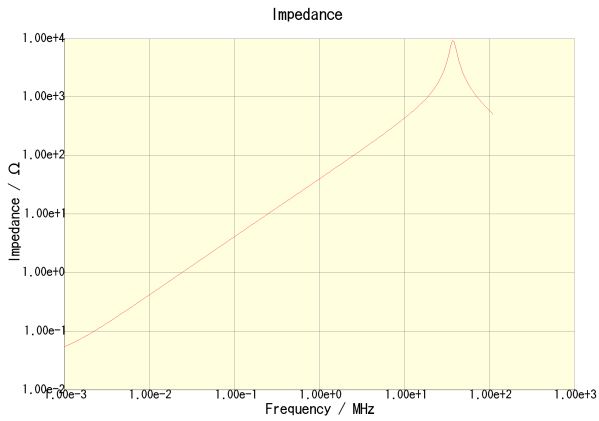
Size	
Length(L)	7.00mm +/-0.20mm
Width(W)	7.00mm +/-0.20mm
Thickness(T)	4.50mm +/-0.30mm
Recommended Land Pattern (A)	1.50mm Nom.
Recommended Land Pattern (B)	4.80mm Nom.
Recommended Land Pattern (C)	2.20mm Nom.

Electrical Characteristics	
Inductance	6.8uH +/-20% at 100kHz
Rated Current (L Change) [Max.]	1.9A (10% Down)
Rated Current (Temperature Rise) [Typ.]	2.04A (20degC Rise)
DC Resistance [Nom.]	39mΩ
DC Resistance [Max.]	46.8mΩ

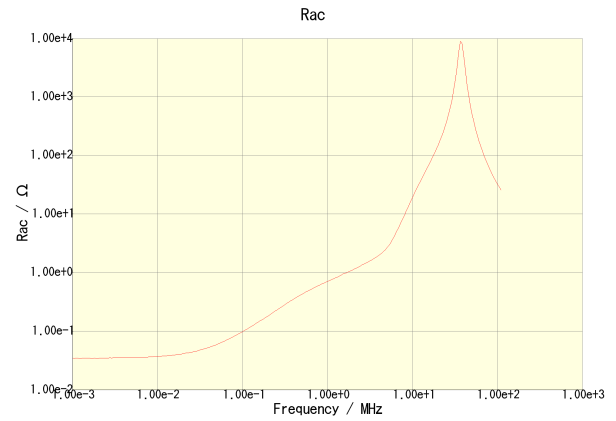
Other	
Operating Temp. Range (Including Self-Temp. Rise)	-40 to 125degC
Soldering Method	Reflow, Iron Soldering
AEC Q200	Yes
Packing	Blister (Plastic)Taping [330mm Reel]
Package Quantity	1000Pcs Min.
Weight	0.57g

SLF7045T-6R8M1R9-H

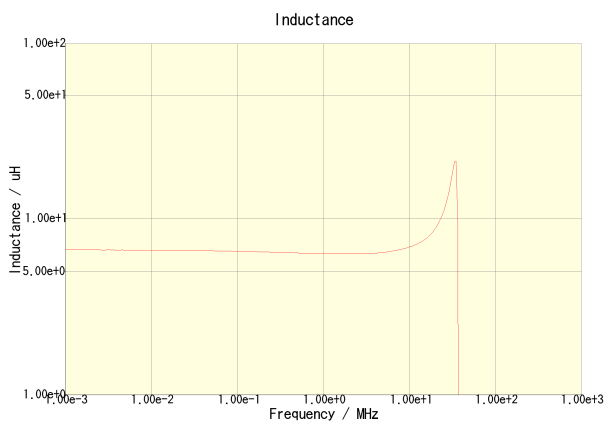
Characteristic Graphs (This is reference data, and does not guarantee the product's characteristics.)



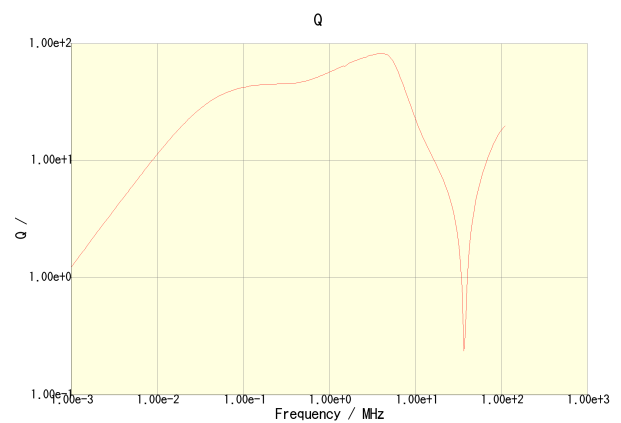
SLF7045T-6R8M1R9-H



SLF7045T-6R8M1R9-H



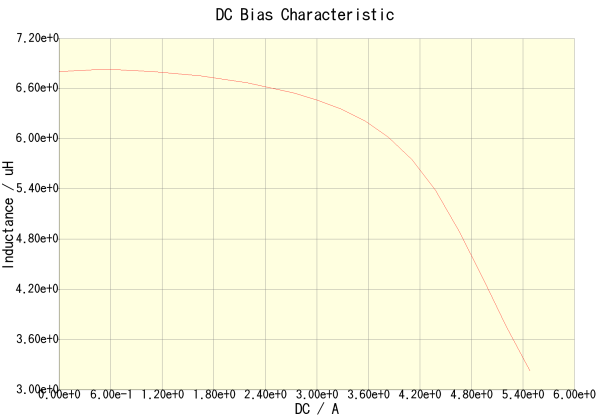
SLF7045T-6R8M1R9-H



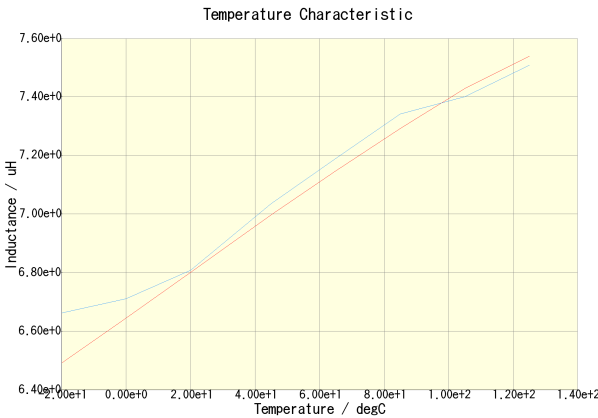
SLF7045T-6R8M1R9-H

SLF7045T-6R8M1R9-H

Characteristic Graphs (This is reference data, and does not guarantee the product's characteristics.)



SLF7045T-6R8M1R9-H(Amb. Temp. = 20degc)



SLF7045T-6R8M1R9-H(DC = 0A) SLF7045T-6R8M1R9-H(DC = 0.95A)

Temperature Rise by DC
no data available

•This PDF document was created based on the data listed on the TDK Corporation website.
•All specifications are subject to change without notice.