




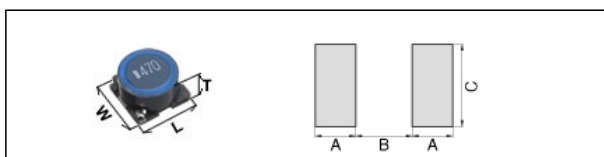


SLF12565T-680M2R0-H

Applications	 Automotive Grade
Feature	 Wire Wound
	 Magnetic Shield
	 Ferrite Core
	 AEC-Q200
Series	SLF-H Series / SLF12565-H Type
Status	PROD



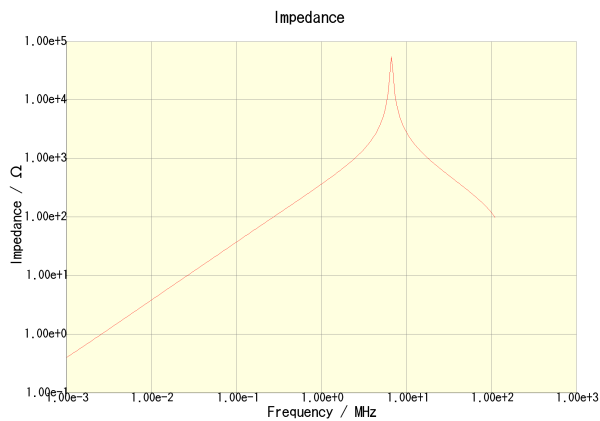
Size	
Length(L)	12.50mm +/-0.30mm
Width(W)	12.50mm +/-0.30mm
Thickness(T)	6.50mm +/-0.35mm
Recommended Land Pattern (A)	2.60mm Nom.
Recommended Land Pattern (B)	8.50mm Nom.
Recommended Land Pattern (C)	3.20mm Nom.

Electrical Characteristics	
Inductance	68uH +/-20% at 1kHz
Rated Current (L Change) [Max.]	2A (10% Down)
Rated Current (Temperature Rise) [Typ.]	2.4A (40degC Rise)
DC Resistance [Nom.]	78.7mΩ
DC Resistance [Max.]	94.44mΩ

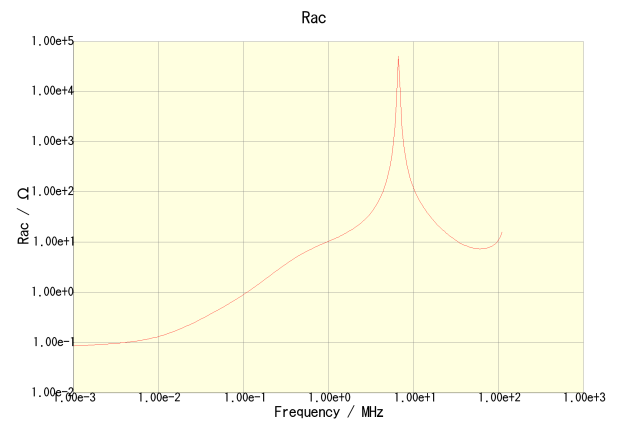
Other	
Operating Temp. Range (Including Self-Temp. Rise)	-40 to 125degC
Soldering Method	Reflow, Iron Soldering
AEC Q200	Yes
Packing	Blister (Plastic)Taping [330mm Reel]
Package Quantity	500Pcs Min.
Weight	2.4g

SLF12565T-680M2R0-H

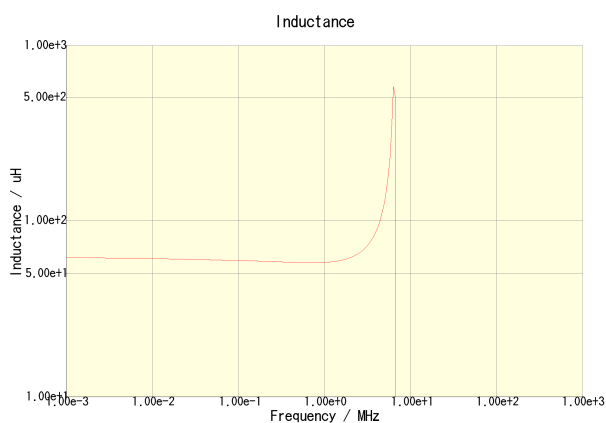
Characteristic Graphs (This is reference data, and does not guarantee the product's characteristics.)



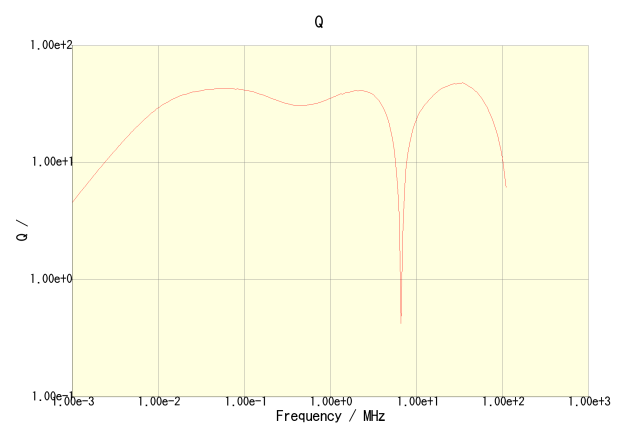
SLF12565T-680M2R0-H



SLF12565T-680M2R0-H



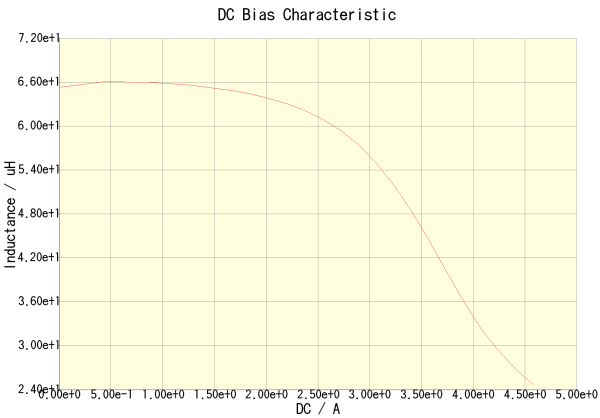
SLF12565T-680M2R0-H



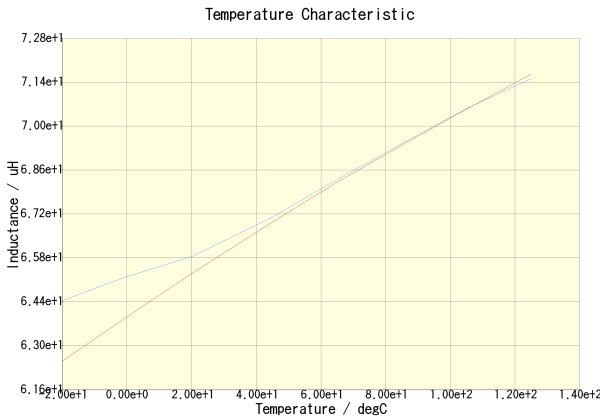
SLF12565T-680M2R0-H

SLF12565T-680M2R0-H

Characteristic Graphs (This is reference data, and does not guarantee the product's characteristics.)



SLF12565T-680M2R0-H(Amb. Temp. = 20degc)



SLF12565T-680M2R0-H(DC = 0A) SLF12565T-680M2R0-H(DC = 1A)

Temperature Rise by DC
no data available

•This PDF document was created based on the data listed on the TDK Corporation website.
•All specifications are subject to change without notice.