


**RoHS  
Compliant**



## Description:

The XM-L LED is the industry's highest performance, single-die white lighting-class LED. The XM-L LED is 20% more efficient than the XP-G LED at the same current, and can deliver 1,000 lumens with 100 lumens per watt efficacy. The XM-L LED offers Cree's industry-leading features: wide viewing angle, symmetrical package, unlimited floor life and electrically neutral thermal path.

XM-L LEDs can enable LED light into new applications that require tens of thousands of lumens, such as high bay and high output area lighting. The XM-L is also the ideal choice for lighting applications where high light output and maximum efficacy are required, such as LED light bulbs, outdoor lighting, portable lighting, indoor lighting and solar-powered lighting.

## Features:

Max. drive current	: 3,000mA
Low thermal resistance	: 2.5°C/W
Max. junction temperature	: 150°C
Viewing angle	: 125°

- Available in cool white, 80-CRI min. neutral white and 80-CRI, 85-CRI and 90-CRI warm white
- ANSI-compatible chromaticity bins
- Unlimited floor life at ≤30°C/85% RH
- Reflow solderable - JEDEC J-STD-020C
- Electrically neutral thermal path

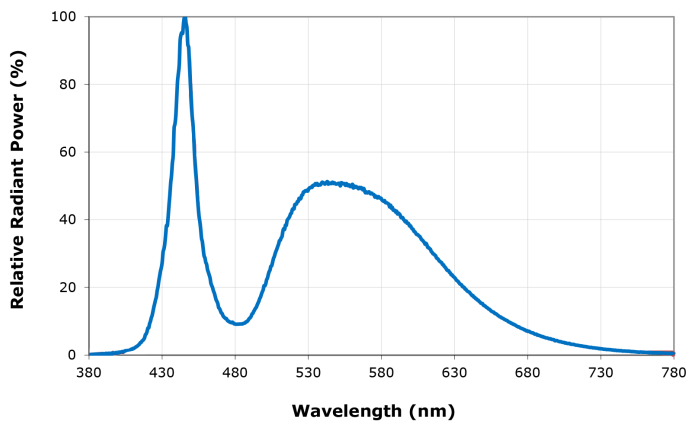
## Characteristics:

Characteristics	Unit	Minimum	Typical	Maximum
Thermal resistance, junction to solder point	°C/W		2.5	
Viewing angle (FWHM)	Degrees		125	
Temperature coefficient of voltage	mV/°C		-2.1	
ESD withstand voltage (HBM per Mil-Std-883D)	V			8,000
DC forward current	mA			3,000
Reverse voltage	V			5
Forward voltage (@ 700mA)	V		2.9	3.5
Forward voltage (@ 1,500mA)	V		3.1	
Forward voltage (@ 3,000mA)	V		3.35	
LED junction temperature	°C			150

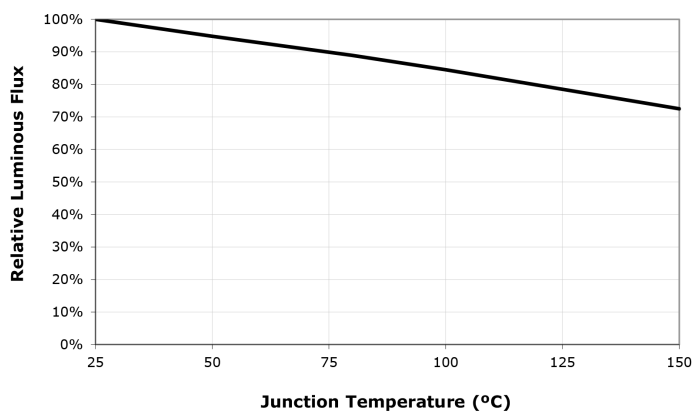
## Standard Order Codes and Bins (XM-L ANSI Cool White, T<sub>J</sub> = 25 °C)

XM-L LED Standard - White				
Chromaticity		Min. Luminous Flux (lm) @ 700mA*		Part Number
Kit	CCT	Code	Flux (lm)	65 CRI Typical
ANSI Cool White (5,000 K – 8,300 K)				
53	6,000K	T5	260	XMLAWT-00-0000-0000T5053-STAR

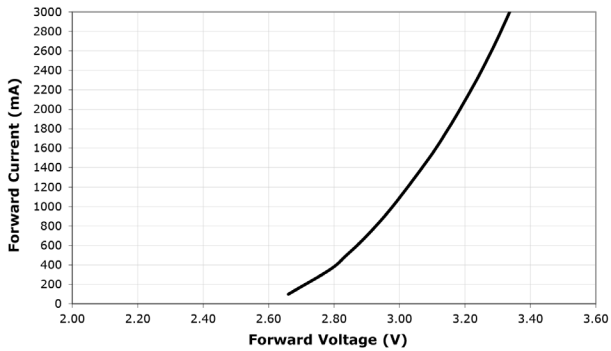
## Relative Spectral Power Distribution:



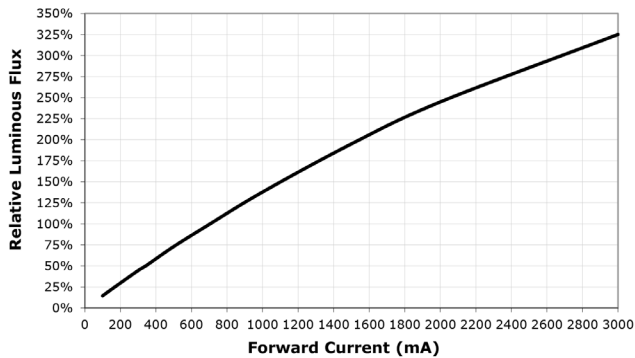
## Relative Flux vs. Junction Temperature (IF = 700mA):



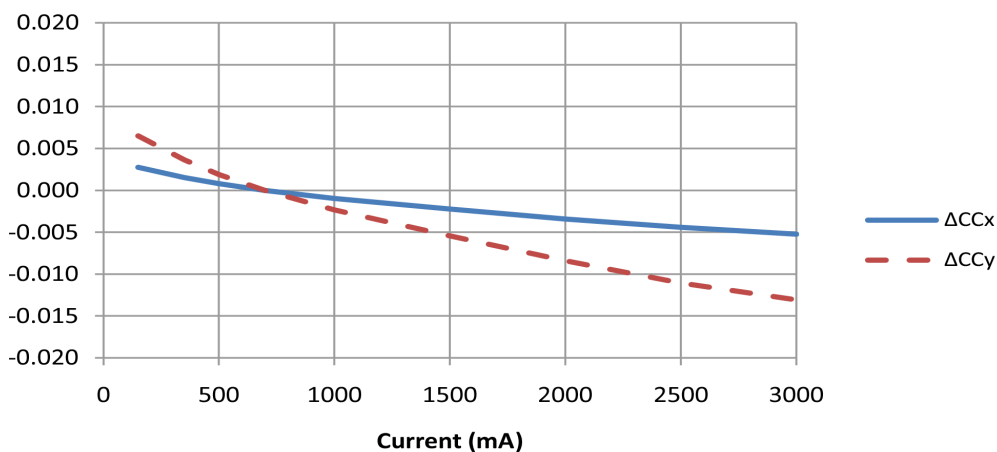
## Electrical Characteristics ( $T_J = 25^\circ\text{C}$ )



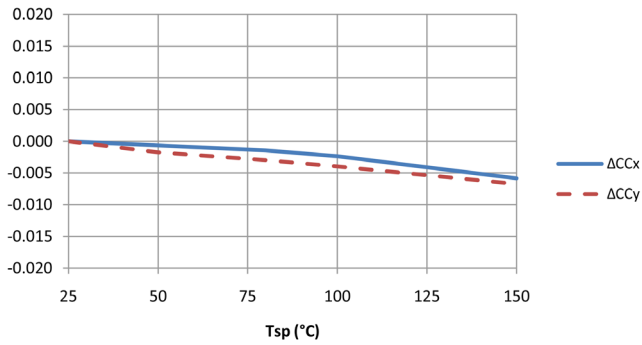
## Relative Flux vs. Current ( $T_J = 25^\circ\text{C}$ )



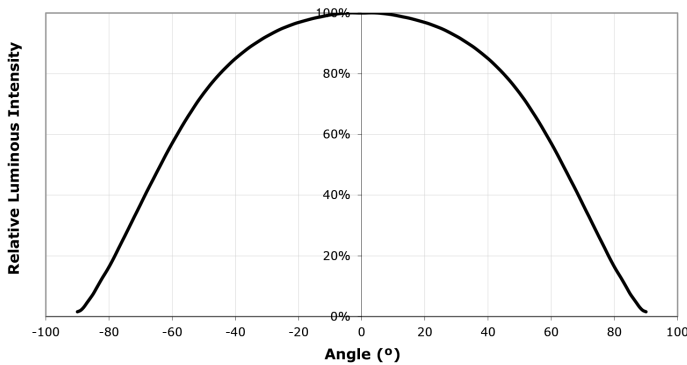
## Relative Chromaticity vs. Current (Cool White)



## Relative Chromaticity vs. Temperature (Cool White)



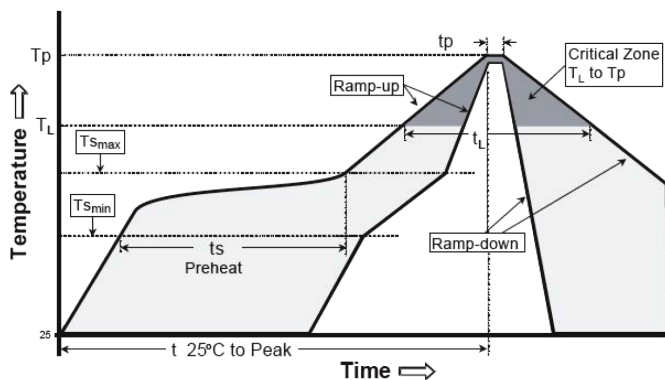
## Typical Spatial Distribution



## Reflow Soldering Characteristics:

In testing, it has found XM-L LEDs to be compatible with JEDEC J-STD-020C, using the parameters listed below. As a general guideline, Cree recommends that users follow the recommended soldering profile provided by the manufacturer of solder paste used.

Note that this general guideline may not apply to all PCB designs and configurations of reflow soldering equipment.



# XM-L Starboard LED



Profile Feature	Lead-Based Solder	Lead-Free Solder
Average Ramp-Up Rate (T <sub>smax</sub> to T <sub>p</sub> )	3°C/second max.	3°C/second max.
Preheat: Temperature Min (T <sub>smin</sub> )	100°C	150°C
Preheat: Temperature Max (T <sub>smax</sub> )	150°C	200°C
Preheat: Time (t <sub>smin</sub> to t <sub>smax</sub> )	60-120 seconds	60-180 seconds
Time Maintained Above: Temperature (T <sub>L</sub> )	183°C	217°C
Time Maintained Above: Time (t <sub>L</sub> )	60-150 seconds	60-150 seconds
Peak/Classification Temperature (T <sub>p</sub> )	215°C	260°C
Time Within 5 °C of Actual Peak Temperature (t <sub>p</sub> )	10-30 seconds	20-40 seconds
Ramp-Down Rate	6 °C/second max.	6 °C/second max.
Time 25°C to Peak Temperature	6 minutes max.	8 minutes max.

Note: All temperatures refer to the topside of the package, measured on the package body surface.

## Part Number Table

Description	Part Number
Star Led Module, Cool White, 260LM	XMLAWT-00-0000-0000T5053-STAR

**Important Notice** : This data sheet and its contents (the "Information") belong to the members of the Premier Farnell group of companies (the "Group") or are licensed to it. No licence is granted for the use of it other than for information purposes in connection with the products to which it relates. No licence of any intellectual property rights is granted. The Information is subject to change without notice and replaces all data sheets previously supplied. The Information supplied is believed to be accurate but the Group assumes no responsibility for its accuracy or completeness, any error in or omission from it or for any use made of it. Users of this data sheet should check for themselves the Information and the suitability of the products for their purpose and not make any assumptions based on information included or omitted. Liability for loss or damage resulting from any reliance on the Information or use of it (including liability resulting from negligence or where the Group was aware of the possibility of such loss or damage arising) is excluded. This will not operate to limit or restrict the Group's liability for death or personal injury resulting from its negligence. Multicomp is the registered trademark of the Group. © Premier Farnell plc 2012.