



Features:

- Low cost
- Diffused junction
- Low leakage
- Low forward voltage drop
- High current capability
- Easily cleaned with Freon, Alcohol, Isopropanol and similar solvents

Mechanical Data:

Case	: JEDEC DO-41, molded plastic
Terminals	: Axial lead, solderable per MIL- STD-202, Method 208
Polarity	: Colour band denotes cathode
Weight	: 0.012oz, 0.34g
Mounting position	: Any
Voltage Range	: 50V to 1,000V
Current	: 1A

Maximum Ratings And Electrical Characteristics:

Ratings at 25°C ambient temperature unless otherwise specified.

Single phase, half wave, 60Hz, resistive or inductive load. For capacitive load, derate by 20%.

Characteristics	Symbol	Value	Units
Maximum recurrent peak reverse voltage	V_{RRM}	50	V
Maximum RMS voltage	V_{RMS}	35	
Maximum DC blocking voltage	V_{DC}	50	
Maximum average forward rectified current 9.5mm lead lengths, @ $T_A = 75^\circ C$	$I_{F(AV)}$	1	A
Peak forward surge current 8.3ms single half-sine-wave superimposed on rated load @ $T_J = 125^\circ C$	I_{FSM}	40	
Maximum instantaneous forward voltage @1A	V_F	1	
Maximum reverse current @ $T_A = 25^\circ C$ at rated DC blocking voltage @ $T_A = 100^\circ C$	I_R	5 50	μA
Typical Junction Capacitance (Note1)	C_J	15	pF
Typical thermal resistance (Note2)	$R_{\theta JA}$	50	$^\circ C / W$
Operating Junction Temperature Range	T_J	-55 to +150	$^\circ C$
Storage Temperature Range	T_{STG}		

Note: 1. Measured at 1MHz and Applied Reverse Voltage of 4V DC.
2. Thermal resistance from junction to ambient.

Plastic Silicon Rectifier



FIG.1 – TYPICAL FORWARD CHARACTERISTIC

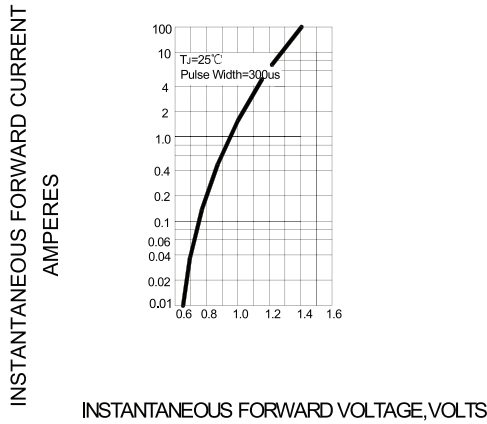


FIG.2 – TYPICAL JUNCTION CAPACITANCE

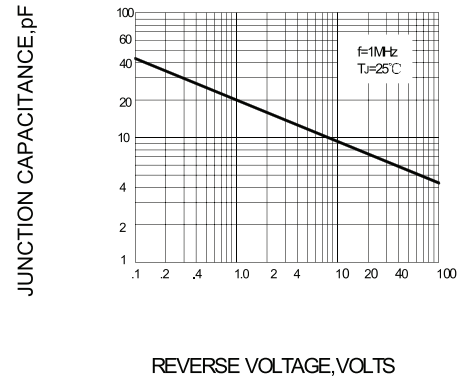


FIG.3 – PEAK FORWARD SURGE CURRENT

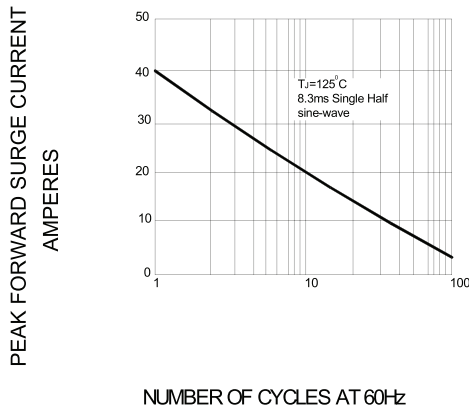
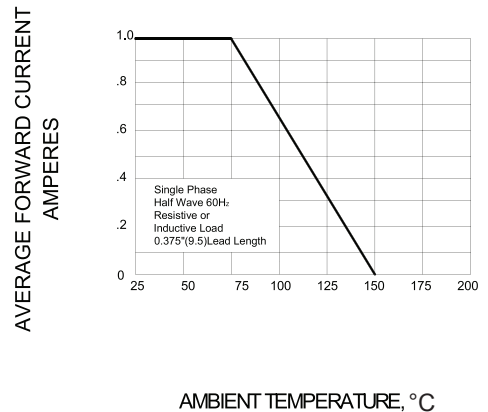
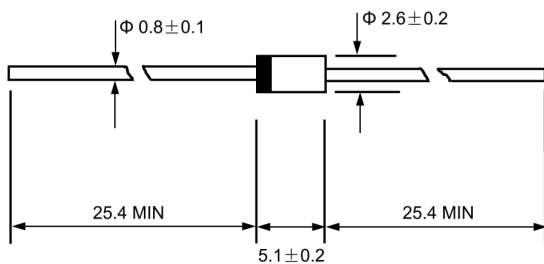


FIG.4 – FORWARD DERATING CURVE



DO - 41



Dimensions : Millimetres

Part Number Table

Description	Part Number
Plastic Silicon Rectifier	1N4001-T

Important Notice : This data sheet and its contents (the "Information") belong to the members of the Premier Farnell group of companies (the "Group") or are licensed to it. No licence is granted for the use of it other than for information purposes in connection with the products to which it relates. No licence of any intellectual property rights is granted. The Information is subject to change without notice and replaces all data sheets previously supplied. The Information supplied is believed to be accurate but the Group assumes no responsibility for its accuracy or completeness, any error in or omission from it or for any use made of it. Users of this data sheet should check for themselves the Information and the suitability of the products for their purpose and not make any assumptions based on information included or omitted. Liability for loss or damage resulting from any reliance on the Information or use of it (including liability resulting from negligence or where the Group was aware of the possibility of such loss or damage arising) is excluded. This will not operate to limit or restrict the Group's liability for death or personal injury resulting from its negligence. Multicomp is the registered trademark of the Group. © Premier Farnell plc 2012.

