

## Device connector, front mounting - ST-17S1N8AWQ00S - 1607654


Please be informed that the data shown in this PDF Document is generated from our Online Catalog. Please find the complete data in the user's documentation. Our General Terms of Use for Downloads are valid (<http://phoenixcontact.com/download>)



Device connector, front mounting, straight, SPEEDCON locking, M17, Number of positions: 17, Type of contact: Socket, Crimp connection, Axial O-ring, 4xØ2,7, shielded: Yes, Flange dimensions: 21.6 mm x 21.6 mm



### Key commercial data

Packing unit	1 pc
GTIN	 4 046356 273626
Weight per Piece (excluding packing)	29.4 g
Custom tariff number	85366990
Country of origin	Germany
Product key	ABRBBJ
Note	Made to Order (non-returnable)

### Technical data

#### General

Note	Order information Order crimp contacts Ø 0.6 mm separately
Type of locking	SPEEDCON locking
Direction of rotation of contact chamber numbering	Standard
Coding	N
Contact connection method	Crimp connection
Type of contacts	Socket
Number of positions	17
Contact diameter of power contacts	0.6 mm
Nominal current per power contact at 25°C	3.6 A
Mounting type	4xØ2,7

#### Ambient conditions

Ambient temperature	-20 °C ... 125 °C
Degree of protection	IP67

#### Material

# Device connector, front mounting - ST-17S1N8AWQ00S - 1607654

## Technical data

### Material

Housing material	Turned parts: copper zinc alloy (CuZn), die-cast parts: zinc (GD-Zn)
Insulator material	PA 66
Gasket and O-ring material	FPM

### Specifications according to DIN EN 61984:2001

Installation height max.	3000 m
Nominal / operating voltage of power contacts	60 V
Rated surge voltage of power contacts	1.5 kV
Surge voltage category of power contacts	III
Pollution degree of power contacts	3

## Classifications

### eCl@ss

eCl@ss 4.0	272607xx
eCl@ss 4.1	27260701
eCl@ss 5.0	27143424
eCl@ss 5.1	27143424
eCl@ss 6.0	27143424
eCl@ss 7.0	27440209
eCl@ss 8.0	27440209

### ETIM

ETIM 3.0	EC001121
ETIM 4.0	EC001121
ETIM 5.0	EC002635

### UNSPSC

UNSPSC 6.01	43172015
UNSPSC 7.0901	43201404
UNSPSC 11	43172015
UNSPSC 12.01	43201404
UNSPSC 13.2	43201404

## Approvals

### Approvals

#### Approvals

UL Recognized / cUL Recognized / cULus Recognized

# Device connector, front mounting - ST-17S1N8AWQ00S - 1607654

## Approvals

Ex Approvals

Approvals submitted

## Approval details

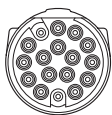
UL Recognized	
mm <sup>2</sup> /AWG/kcmil	0.14-0.6
Nominal current I <sub>N</sub>	1 A
Nominal voltage U <sub>N</sub>	60 V

cUL Recognized	
mm <sup>2</sup> /AWG/kcmil	0.14-0.6
Nominal current I <sub>N</sub>	1 A
Nominal voltage U <sub>N</sub>	60 V

cULus Recognized	
------------------	--

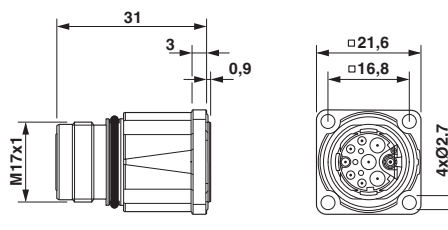
## Drawings

Schematic diagram



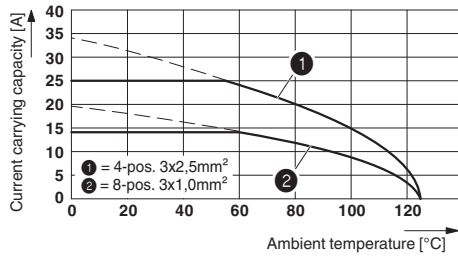
Connector pin assignment

Dimensioned drawing

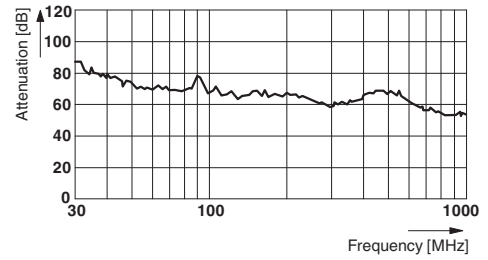


# Device connector, front mounting - ST-17S1N8AWQ00S - 1607654

Diagram



Diagram



Dimensioned drawing

