

Device connector, front mounting - ST-3EP1N8AW400S - 1607674


Please be informed that the data shown in this PDF Document is generated from our Online Catalog. Please find the complete data in the user's documentation. Our General Terms of Use for Downloads are valid (<http://phoenixcontact.com/download>)



Device connector, front mounting, straight, SPEEDCON locking, M17, Number of positions: 3+PE, Type of contact: Male connector, Crimp connection, Axial O-ring, 4xØ2,7, shielded: Yes, Flange dimensions: 21.6 mm x 21.6 mm



Key commercial data

Packing unit	1 pc
GTIN	 4 046356 273817
Weight per Piece (excluding packing)	27.7 g
Custom tariff number	85366990
Country of origin	Germany
Product key	ABRCAJ
Note	Made to Order (non-returnable)

Technical data

General

Note	Order information Order crimp contacts Ø 2 mm separately
Type of locking	SPEEDCON locking
Direction of rotation of contact chamber numbering	Standard
Coding	N
Contact connection method	Crimp connection
Type of contacts	Male connector
Number of positions	4
Contact diameter of power contacts	2 mm
Nominal current per power contact at 25°C	20 A
Contact diameter of signal contacts	2 mm
Mounting type	4xØ2,7

Ambient conditions

Ambient temperature	-20 °C ... 125 °C
Degree of protection	IP67

Device connector, front mounting - ST-3EP1N8AW400S - 1607674

Technical data

Material

Housing material	Turned parts: copper zinc alloy (CuZn), die-cast parts: zinc (GD-Zn)
Insulator material	PA 66
Gasket and O-ring material	FPM

Specifications according to DIN EN 61984:2001

Installation height max.	3000 m
Nominal / operating voltage of power contacts	630 V
Rated surge voltage of power contacts	6 kV
Surge voltage category of power contacts	III
Pollution degree of power contacts	3

Classifications

eCl@ss

eCl@ss 4.0	272607xx
eCl@ss 4.1	27260701
eCl@ss 5.0	27143424
eCl@ss 5.1	27143424
eCl@ss 6.0	27143424
eCl@ss 7.0	27440209
eCl@ss 8.0	27440209

ETIM

ETIM 3.0	EC001121
ETIM 4.0	EC001121
ETIM 5.0	EC002635

UNSPSC

UNSPSC 6.01	43172015
UNSPSC 7.0901	43201404
UNSPSC 11	43172015
UNSPSC 12.01	43201404
UNSPSC 13.2	43201404

Approvals

Approvals

Approvals

UL Recognized / cUL Recognized / cULus Recognized

Device connector, front mounting - ST-3EP1N8AW400S - 1607674

Approvals

Ex Approvals

Approvals submitted

Approval details

UL Recognized	
mm ² /AWG/kcmil	2.5
Nominal current I _N	15 A
Nominal voltage U _N	600 V

cUL Recognized	
mm ² /AWG/kcmil	2.5
Nominal current I _N	15 A
Nominal voltage U _N	600 V

cULus Recognized	
------------------	--

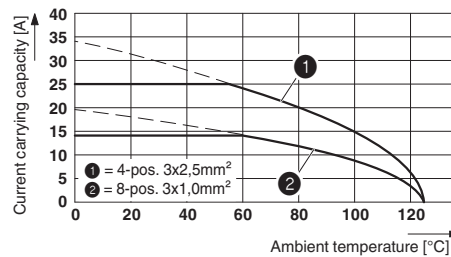
Drawings

Schematic diagram



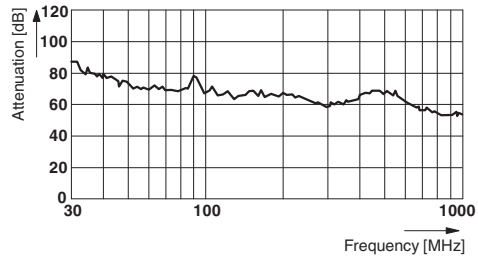
Connector pin assignment

Diagram



Device connector, front mounting - ST-3EP1N8AW400S - 1607674

Diagram



Dimensioned drawing

