

## Coupler connector - ST-3EP1N8A9K04S - 1618690


Please be informed that the data shown in this PDF Document is generated from our Online Catalog. Please find the complete data in the user's documentation. Our General Terms of Use for Downloads are valid (<http://phoenixcontact.com/download>)



Coupler connector, straight, SPEEDCON locking, M17, Number of positions: 3+PE, Type of contact: Male connector, Crimp connection, shielded: Yes, Cable diameter: 9 mm...11 mm



### Key commercial data

Packing unit	1 pc
GTIN	 4 046356 811095
Weight per Piece (excluding packing)	31.1 g
Custom tariff number	85366990
Country of origin	Germany
Product key	ABRCEI
Note	Made to Order (non-returnable)

### Technical data

#### General

Note	Order information Order crimp contacts Ø 2 mm separately
Type of locking	SPEEDCON locking
Direction of rotation of contact chamber numbering	Standard
Coding	N
Contact connection method	Crimp connection
Type of contacts	Male connector
Number of positions	4
Contact diameter of power contacts	2 mm
Nominal current per power contact at 25°C	20 A
Contact diameter of signal contacts	2 mm
Conductor entry	9 mm ... 11 mm

#### Ambient conditions

Degree of protection	IP67
----------------------	------

Specifications according to DIN EN 61984:2001

# Coupler connector - ST-3EP1N8A9K04S - 1618690

## Technical data

Specifications according to DIN EN 61984:2001

Installation height max.	3000 m
Nominal / operating voltage of power contacts	630 V
Rated surge voltage of power contacts	6 kV
Surge voltage category of power contacts	III
Pollution degree of power contacts	3

## Classifications

eCl@ss

eCl@ss 4.0	272607xx
eCl@ss 4.1	27260701
eCl@ss 5.0	27260701
eCl@ss 5.1	27260701
eCl@ss 6.0	27260702
eCl@ss 7.0	27440102
eCl@ss 8.0	27440102

ETIM

ETIM 3.0	EC001121
ETIM 4.0	EC002635
ETIM 5.0	EC002635

UNSPSC

UNSPSC 6.01	43172015
UNSPSC 7.0901	43201404
UNSPSC 11	43172015
UNSPSC 12.01	43201404
UNSPSC 13.2	43201404

## Approvals

Approvals

---

Approvals

UL Recognized / UL Recognized / cUL Recognized / cUL Recognized / cULus Recognized

---

Ex Approvals


---


Approvals submitted


## Coupler connector - ST-3EP1N8A9K04S - 1618690


### Approvals


#### Approval details

UL Recognized 	
mm²/AWG/kcmil	2.5
Nominal current I <sub>N</sub>	15 A
Nominal voltage U <sub>N</sub>	600 V

UL Recognized 	
mm²/AWG/kcmil	2.5
Nominal current I <sub>N</sub>	15 A
Nominal voltage U <sub>N</sub>	600 V

cUL Recognized 	
mm²/AWG/kcmil	2.5
Nominal current I <sub>N</sub>	15 A
Nominal voltage U <sub>N</sub>	600 V

cUL Recognized 	
mm²/AWG/kcmil	2.5
Nominal current I <sub>N</sub>	15 A
Nominal voltage U <sub>N</sub>	600 V

cULus Recognized 	
--	--

### Drawings

## Coupler connector - ST-3EP1N8A9K04S - 1618690

Schematic diagram



Connector pin assignment

Dimensioned drawing

