


POWER TRIPLE LOCK



QUICK REFERENCE GUIDE



SECURES CONNECTION IN 3 WAYS

Cap & Plug latch together
CPA - Connector Position Assurance
TPA - Terminal Position Assurance



4 KEYING & COLOR OPTIONS

Ensure correct assembly
Single audible "click" latch
with anti-snag ribs

150°C

3 HOUSING MATERIALS

Standard 105°C
High temperature up to 150°C
Glow wire

The new POWER TRIPLE LOCK connector system has been developed for improved power and signal applications. The POWER TRIPLE LOCK connector system has many added customer benefits for performance assurance.

For complete 3 in 1 reliability, the benefits include:

- Audible 'lock' latch provides positive feedback when Cap & Plug are mated, while the ribs surrounding the latch prevent wires from becoming snagged underneath the latch.
- Optional Connector Position Assurance (CPA) ensures that, once engaged, the POWER TRIPLE LOCK connector system cannot be mistakenly disengaged
- Optional Terminal Position Assurance (TPA) ensures that contacts are fully seated within the housing and provides an added measure against contact backout

The POWER TRIPLE LOCK connector system is available in three levels of housing materials with keying/color code to prevent mis-mating on the assembly line:

- Standard 105°C - Natural, Purple, Blue, Yellow ○ ● ● ●
- High temperature up to 150°C - Light Grey ●
- Glow wire - Dark Grey, Brown, Green, Orange ● ● ● ●

With a centerline space of 6.0mm, the reduced size of the POWER TRIPLE LOCK connector system offers high performance with a functional design.

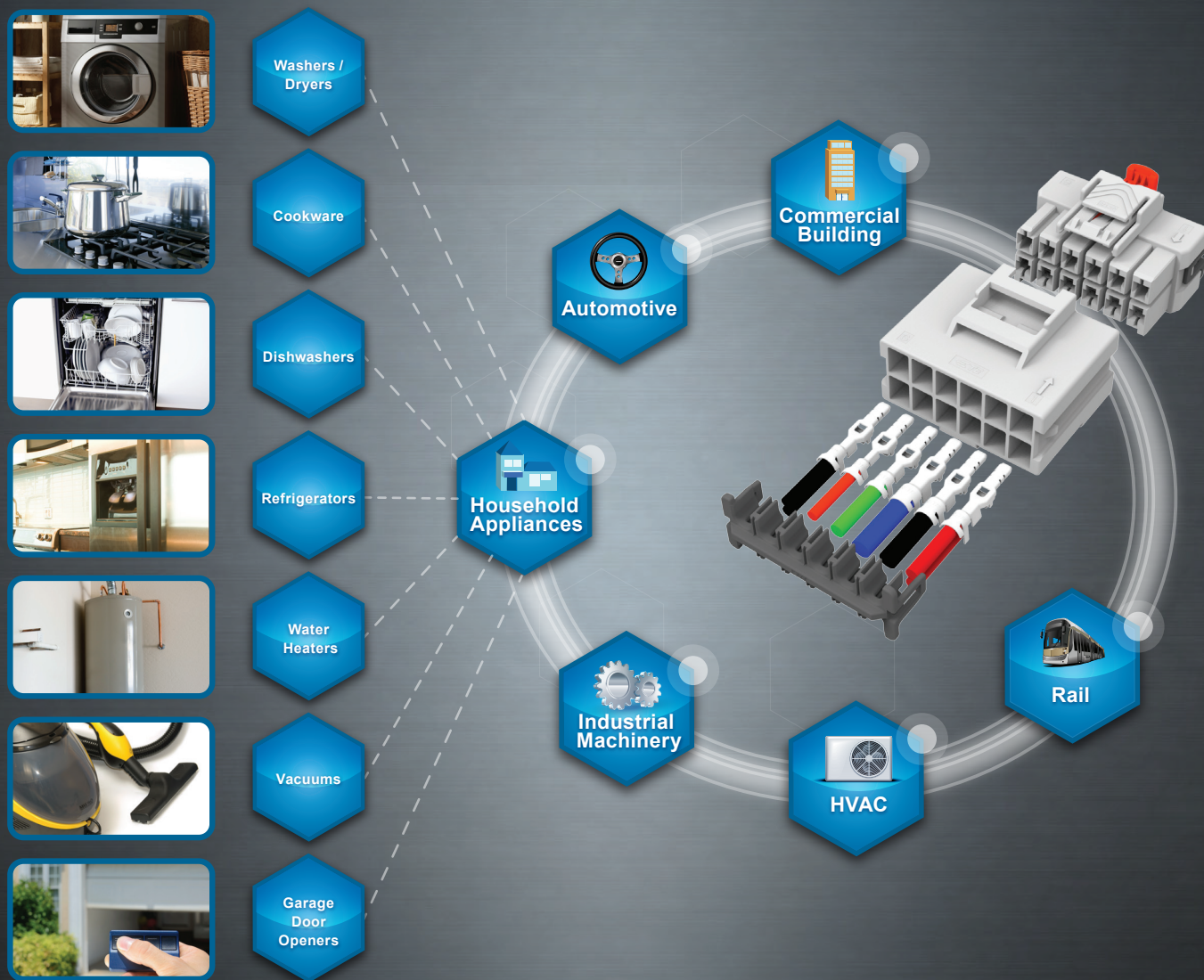
The POWER TRIPLE LOCK connector system has an extensive family line, ranging from free hanging and panel mount receptacles to future products such as board mount headers to meet your everyday design needs.

THE POWER TRIPLE LOCK CONNECTOR SYSTEM CAN BE USED IN MANY APPLICATIONS:

Household Appliances
- Refrigerators
- Dishwashers
- Washers and Dryers
- Cookware
- Water Heaters
- Vacuums
- Garage Door Openers

Automotive
Commercial Building
HVAC
Industrial Machinery
Rail

APPLICATION

**ELECTRICAL**

- Voltage rating: 600 VAC or VDC
- Current rating: Up to 20 A

MECHANICAL

- Position sizes:
 - Single row: 2, 3, 4, 5
 - Dual row: 2x3, 2x4, 2x5, and 2x6
 - Matrix: 3x3, 3x4, 3x5
- Centerline spacing: 6.0 mm
- Row-to-row spacing: 8.1 mm
- Operating temperature:
 - -55 to 105°C standard material
 - -55 to 150°C high temp material

SPECIFICATIONS

- Product specification: 108-106118
- Application specification: 114-106118

CONTACT WIRE SIZES

- 12 AWG (3.3mm²)
- 14 AWG (2.1mm²)
- 16-20 AWG (1.27-0.56mm²)
- 22 AWG (0.34mm²)
- 2x18 AWG (0.82mm²)
- 2x20 AWG (0.56mm²)

MATERIALS






- Housings: UL 94V-0
 - PBT standard (105°C)
 - High temperature (150°C)
- Glow wire (750°C no flame) per IEC 60335-1
- Contacts: Tin-plated copper alloy

STANDARDS















c  US UL recognized: E28476

Standard Temperature							
Product Image	Part Number	Type	Style	Size	Number of Positions	Temp Rating	Color
	1-1971771-2	Cap	Free Hanging	1 x 2	2	105	Natural
	1-1971771-3	Cap	Free Hanging	1 x 3	3	105	Natural
	1-1971771-4	Cap	Free Hanging	1 x 4	4	105	Natural
	1-1971771-7	Cap	Free Hanging	1 x 5	5	105	Natural
	1-1971774-3	Cap	Free Hanging	2 x 3	6	105	Natural
	1-1971774-4	Cap	Free Hanging	2 x 4	8	105	Natural
	1-1971774-5	Cap	Free Hanging	2 x 5	10	105	Natural
	1-1971774-6	Cap	Free Hanging	2 x 6	12	105	Natural
	1-1971874-3	Cap	Free Hanging	3 x 3	9	105	Natural
	1-1971874-4	Cap	Free Hanging	3 x 4	12	105	Natural
	1-1971874-7	Cap	Free Hanging	3 x 5	15	105	Natural
	1-1971773-2	Plug	Plug Housing	1 x 2	2	105	Natural
	1-1971773-3	Plug	Plug Housing	1 x 3	3	105	Natural
	1-1971773-4	Plug	Plug Housing	1 x 4	4	105	Natural
	1-1971773-7	Plug	Plug Housing	1 x 5	5	105	Natural
	1-1971776-3	Plug	Plug Housing	2 x 3	6	105	Natural
	1-1971776-4	Plug	Plug Housing	2 x 4	8	105	Natural
	1-1971776-5	Plug	Plug Housing	2 x 5	10	105	Natural
	1-1971776-6	Plug	Plug Housing	2 x 6	12	105	Natural
	1-1971876-3	Plug	Plug Housing	3 x 3	9	105	Natural
	1-1971876-4	Plug	Plug Housing	3 x 4	12	105	Natural
	1-1971876-7	Plug	Plug Housing	3 x 5	15	105	Natural
	1-1971772-2	Cap	Panel Mount	1 x 2	2	105	Natural
	1-1971772-3	Cap	Panel Mount	1 x 3	3	105	Natural
	1-1971772-4	Cap	Panel Mount	1 x 4	4	105	Natural
	1-1971772-7	Cap	Panel Mount	1 x 5	5	105	Natural
	1-1971775-3	Cap	Panel Mount	2 x 3	6	105	Natural
	1-1971775-4	Cap	Panel Mount	2 x 4	8	105	Natural
	1-1971775-5	Cap	Panel Mount	2 x 5	10	105	Natural
	1-1971775-6	Cap	Panel Mount	2 x 6	12	105	Natural
	1-1971875-3	Cap	Panel Mount	3 x 3	9	105	Natural
	1-1971875-4	Cap	Panel Mount	3 x 4	12	105	Natural
	1-1971875-7	Cap	Panel Mount	3 x 5	15	105	Natural
	1971777-2	TPA	Locking Plate	1 x 2	2	150	Black
	1971777-3	TPA	Locking Plate	1 x 3	3	150	Black
	1971777-4	TPA	Locking Plate	1 x 4	4	150	Black
	1971777-5	TPA	Locking Plate	1 x 5	5	150	Black
	1971778-3	TPA	Locking Plate	2 x 3	6	150	Black
	1971778-4	TPA	Locking Plate	2 x 4	8	150	Black
	1971778-5	TPA	Locking Plate	2 x 5	10	150	Black
	1971778-6	TPA	Locking Plate	2 x 6	12	150	Black
	1971789-1	NA	CPA	NA	NA	150	Red
	1971779-1	Receptacle	std Receptacle	12AWG	NA	105	nc
	1971781-1	Receptacle	std Receptacle	14AWG	NA	105	nc
	1971783-1	Receptacle	std Receptacle	16-20AWG	NA	105	nc
	1971785-1	Receptacle	std Receptacle	22AWG	NA	105	nc
	1971787-1	Receptacle	std Receptacle	2x18AWG	NA	105	nc
	1971237-1	Receptacle	std Receptacle	2x20AWG	NA	105	nc
	1971780-1	Tab	std Tab	12AWG	NA	105	nc
	1971782-1	Tab	std Tab	14AWG	NA	105	nc
	1971784-1	Tab	std Tab	16-20AWG	NA	105	nc
	1971786-1	Tab	std Tab	22AWG	NA	105	nc
	1971788-1	Tab	std Tab	2x18AWG	NA	105	nc
	1971238-1	Tab	std Tab	2x20AWG	NA	105	nc

Note: Housing and Plug part numbers listed above are for keying option A

High Temperature							
Product Image	Part Number	Type	Style	Size	Number of Positions	Temp Rating	Color
	5-1971771-2	Cap	Free Hanging	1 X 2	2	150	Light Gray
	5-1971771-3	Cap	Free Hanging	1 X 3	3	150	Light Gray
	5-1971771-4	Cap	Free Hanging	1 X 4	4	150	Light Gray
	5-1971771-7	Cap	Free Hanging	1 X 5	5	150	Light Gray
	5-1971774-3	Cap	Free Hanging	2 X 3	6	150	Light Gray
	5-1971774-4	Cap	Free Hanging	2 X 4	8	150	Light Gray
	5-1971774-5	Cap	Free Hanging	2 X 5	10	150	Light Gray
	5-1971774-6	Cap	Free Hanging	2 X 6	12	150	Light Gray
	5-1971874-3	Cap	Free Hanging	3 X 3	9	150	Light Gray
	5-1971874-4	Cap	Free Hanging	3 X 4	12	150	Light Gray
	5-1971874-7	Cap	Free Hanging	3 X 5	15	150	Light Gray
	9-1971773-2	Plug	Plug housing	1 X 2	2	150	Light Gray
	5-1971773-3	Plug	Plug housing	1 X 3	3	150	Light Gray
	5-1971773-4	Plug	Plug housing	1 X 4	4	150	Light Gray
	5-1971773-7	Plug	Plug housing	1 X 5	5	150	Light Gray
	5-1971776-3	Plug	Plug Housing	2 X 3	6	150	Light Gray
	5-1971776-4	Plug	Plug Housing	2 X 4	8	150	Light Gray
	5-1971776-5	Plug	Plug Housing	2 X 5	10	150	Light Gray
	5-1971776-6	Plug	Plug Housing	2 X 6	12	150	Light Gray
	5-1971876-3	Plug	Plug Housing	3 X 3	9	150	Light Gray
	5-1971876-4	Plug	Plug Housing	3 X 4	12	150	Light Gray
	5-1971876-7	Plug	Plug Housing	3 X 5	15	150	Light Gray
	5-1971772-2	Cap	Panel Mount	1 X 2	2	150	Light Gray
	5-1971772-3	Cap	Panel Mount	1 X 3	3	150	Light Gray
	5-1971772-4	Cap	Panel Mount	1 X 4	4	150	Light Gray
	5-1971772-7	Cap	Panel Mount	1 X 5	5	150	Light Gray
	5-1971775-3	Cap	Panel Mount	2 X 3	6	150	Light Gray
	5-1971775-4	Cap	Panel Mount	2 X 4	8	150	Light Gray
	5-1971775-5	Cap	Panel Mount	2 X 5	10	150	Light Gray
	5-1971775-6	Cap	Panel Mount	2 X 6	12	150	Light Gray
	5-1971875-3	Cap	Panel Mount	3 X 3	9	150	Light Gray
	5-1971875-4	Cap	Panel Mount	3 X 4	12	150	Light Gray
	5-1971875-7	Cap	Panel Mount	3 X 5	15	150	Light Gray
	1971777-2	TPA	Locking Plate	1 X 2	2	150	Black
	1971777-3	TPA	Locking Plate	1 X 3	3	150	Black
	1971777-4	TPA	Locking Plate	1 X 4	4	150	Black
	1971777-5	TPA	Locking Plate	1 X 5	5	150	Black
	1971778-3	TPA	Locking Plate	2 X 3	6	150	Black
	1971778-4	TPA	Locking Plate	2 X 4	8	150	Black
	1971778-5	TPA	Locking Plate	2 X 5	10	150	Black
	1971778-6	TPA	Locking Plate	2 X 6	12	150	Black
	1971789-1	NA	CPA	NA	NA	150	red
	1971779-2	Receptacle	HT 150 °C Receptacle	12AWG	NA	150	nc
	1971781-2	Receptacle	HT 150 °C Receptacle	14AWG	NA	150	nc
	1971783-2	Receptacle	HT 150 °C Receptacle	16-20AWG	NA	150	nc
	1971785-2	Receptacle	HT 150 °C Receptacle	22AWG	NA	150	nc
	1971787-2	Receptacle	HT 150 °C Receptacle	2x18AWG	NA	150	nc
	1971237-2	Receptacle	HT 150 °C Receptacle	2x20AWG	NA	150	nc
	1971780-2	Tab	HT 150 °C Tab	12AWG	NA	150	nc
	1971782-2	Tab	HT 150 °C Tab	14AWG	NA	150	nc
	1971784-2	Tab	HT 150 °C Tab	16-20AWG	NA	150	nc
	1971786-2	Tab	HT 150 °C Tab	22AWG	NA	150	nc
	1971788-2	Tab	HT 150 °C Tab	2x18AWG	NA	150	nc
	1971238-2	Tab	HT 150 °C Tab	2x20AWG	NA	150	nc

Note: Housing and Plug part numbers listed above are for keying option A

Glow Wire							
Product Image	Part Number	Type	Style	Size	Number of Positions	Temp Rating	Color
	5-2232358-2	Cap	Free Hanging	1 X 2	2	105	Dark Gray
	5-2232358-3	Cap	Free Hanging	1 X 3	3	105	Dark Gray
	5-2232358-4	Cap	Free Hanging	1 X 4	4	105	Dark Gray
	5-2232358-7	Cap	Free Hanging	1 X 5	5	105	Dark Gray
	5-2232359-3	Cap	Free Hanging	2 X 3	6	105	Dark Gray
	5-2232359-4	Cap	Free Hanging	2 X 4	8	105	Dark Gray
	5-2232359-5	Cap	Free Hanging	2 X 5	10	105	Dark Gray
	5-2232359-6	Cap	Free Hanging	2 X 6	12	105	Dark Gray
	5-2232360-3	Cap	Free Hanging	3 X 3	9	105	Dark Gray
	5-2232360-4	Cap	Free Hanging	3 X 4	12	105	Dark Gray
	5-2232360-7	Cap	Free Hanging	3 X 5	15	105	Dark Gray
	5-2232265-2	Plug	Plug housing	1 X 2	2	105	Dark Gray
	5-2232265-3	Plug	Plug housing	1 X 3	3	105	Dark Gray
	5-2232265-4	Plug	Plug housing	1 X 4	4	105	Dark Gray
	5-2232265-7	Plug	Plug housing	1 X 5	5	105	Dark Gray
	5-2232266-3	Plug	Plug Housing	2 X 3	6	105	Dark Gray
	5-2232266-4	Plug	Plug Housing	2 X 4	8	105	Dark Gray
	5-2232266-5	Plug	Plug Housing	2 X 5	10	105	Dark Gray
	5-2232266-6	Plug	Plug Housing	2 X 6	12	105	Dark Gray
	5-2232357-3	Plug	Plug Housing	3 X 3	9	105	Dark Gray
	5-2232357-4	Plug	Plug Housing	3 X 4	12	105	Dark Gray
	5-2232357-7	Plug	Plug Housing	3 X 5	15	105	Dark Gray
	5-2232263-2	Cap	Panel Mount	1 X 2	2	105	Dark Gray
	5-2232263-3	Cap	Panel Mount	1 X 3	3	105	Dark Gray
	5-2232263-4	Cap	Panel Mount	1 X 4	4	105	Dark Gray
	5-2232263-7	Cap	Panel Mount	1 X 5	5	105	Dark Gray
	5-2232264-3	Cap	Panel Mount	2 X 3	6	105	Dark Gray
	5-2232264-4	Cap	Panel Mount	2 X 4	8	105	Dark Gray
	5-2232264-5	Cap	Panel Mount	2 X 5	10	105	Dark Gray
	5-2232264-6	Cap	Panel Mount	2 X 6	12	105	Dark Gray
	5-2232264-3	Cap	Panel Mount	3 X 3	9	105	Dark Gray
	5-2232356-4	Cap	Panel Mount	3 X 4	12	105	Dark Gray
	5-2232356-7	Cap	Panel Mount	3 X 5	15	105	Dark Gray
	1971777-2	TPA	Locking Plate	1 X 2	2	150	Black
	1971777-3	TPA	Locking Plate	1 X 3	3	150	Black
	1971777-4	TPA	Locking Plate	1 X 4	4	150	Black
	1971777-5	TPA	Locking Plate	1 X 5	5	150	Black
	1971778-3	TPA	Locking Plate	2 X 3	6	150	Black
	1971778-4	TPA	Locking Plate	2 X 4	8	150	Black
	1971778-5	TPA	Locking Plate	2 X 5	10	150	Black
	1971778-6	TPA	Locking Plate	2 X 6	12	150	Black
	1971789-1	NA	CPA	NA	NA	150	red
	1971779-1	Receptacle	std Receptacle	12AWG	NA	105	nc
	1971781-1	Receptacle	std Receptacle	14AWG	NA	105	nc
	1971783-1	Receptacle	std Receptacle	16-20AWG	NA	105	nc
	1971785-1	Receptacle	std Receptacle	22AWG	NA	105	nc
	1971787-1	Receptacle	std Receptacle	2x18AWG	NA	105	nc
	1971237-1	Receptacle	std Receptacle	2x20AWG	NA	105	nc
	1971780-1	Tab	std Tab	12AWG	NA	105	nc
	1971782-1	Tab	std Tab	14AWG	NA	105	nc
	1971784-1	Tab	std Tab	16-20AWG	NA	105	nc
	1971786-1	Tab	std Tab	22AWG	NA	105	nc
	1971788-1	Tab	std Tab	2x18AWG	NA	105	nc
	1971238-1	Tab	std Tab	2x20AWG	NA	105	nc

Note: Housing and Plug part numbers listed above are for keying option A

FREQUENTLY ASKED QUESTIONS

Q1. What are the operating temperature requirements?

The new POWER TRIPLE LOCK connector system offers all V-0 materials, with standard product made from a PBT material, rated at 105°C. For high temperature applications, like cooking, materials are available for 150°C.

Q2. What is the benefit of choosing glow wire housings?

The POWER TRIPLE LOCK connector system offers glow wire housings that allow manufacturers of home appliances to comply with the IEC 60335-1 standard.

Q3. What are the current and voltage requirements for your application?

The POWER TRIPLE LOCK connector system has a maximum current rating of 20 amps per line and is rated for 600 VAC or VDC. Refer to product specification 108-106118 for de-rating chart.

Q4. What are the wire size requirements?

The POWER TRIPLE LOCK connector system can accommodate single wire ranges from 12 AWG to 20 AWG, and double wires from 2X18 AWG to 2X20 AWG.

Q5. In what circuit count is the POWER TRIPLE LOCK connector system offered?

The POWER TRIPLE LOCK connector system is available from 2 to 15 positions, with both free hanging and panel mount housings.

Q6. Do I need to use the Connector Position Assurance (CPA) device and the Terminal Position Assurance (TPA) device?

The CPA and TPA devices are offered for this POWER TRIPLE LOCK connector system as options. Many customers are now asking for these devices in some or all of their applications as added security to help ensure the connector halves remain together once mated and ensure contact retention in each circuit cavity.

Q7. Do you offer Terminal Position Assurance (TPA) devices for Matrix (3 row) housings?

Yes. The Matrix housings are designed to accept 1 Single row and 1 Dual row TPA.

Q8. What connector keying options are offered for the POWER TRIPLE LOCK connector system?

The POWER TRIPLE LOCK connector system will be available in 4 keying options for all connector ranges. This means that the same position size connector can be used in different harnesses, but with different keying to prevent mis-mating.

FOR MORE INFORMATION

TE Connectivity Technical Support Center

USA:	+1 (800) 522-6752
Canada:	+1 (905) 475-6222
Mexico:	+52 (0) 55-1106-0800
Latin/South America:	+54 (0) 11-4733-2200
Germany:	+49 (0) 6251-133-1999
UK:	+44 (0) 800-267666
France:	+33 (0) 1-3420-8686
Netherlands:	+31 (0) 73-6246-999
China:	+86 (0) 400-820-6015

For other country numbers,
go to te.com/supportcenter

Part numbers in this brochure are RoHS Compliant,
unless marked otherwise.*

**as defined www.te.com/leadfree*

Visit www.te.com/products/PTL

te.com

© 2013 Tyco Electronics Corporation, a TE Connectivity Ltd. company. All Rights Reserved.
9-1773465-1 CS 04/2013
UL and the UL logo are trademarks of UL LLC
TE Connectivity and the TE connectivity (logo) are trademarks. Other logos, product and/or
company names might be trademarks of their respective owners.

While TE has made every reasonable effort to ensure the accuracy of the information in this brochure, TE does not guarantee that it is error-free, nor does TE make any other representation, warranty or guarantee that the information is accurate, correct, reliable or current reserves the right to make any adjustments to the information contained herein at any time without notice. TE expressly disclaims all implied warranties regarding the information contained herein, including, but not limited to, any implied warranties of merchantability or fitness for a particular purpose. The dimensions in this catalog are for reference purposes only and are subject to change without notice. Specifications are subject to change without notice. Consult TE for the latest dimensions and design specifications.

