

Data Sheet

ST024xxHDNC

Page 1/4

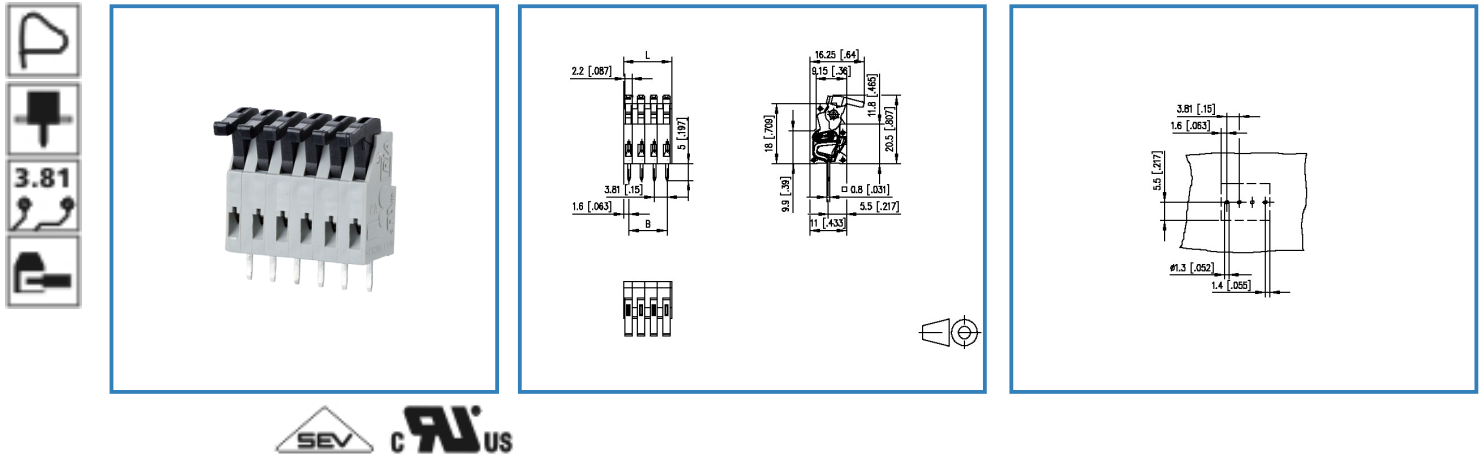
P/N

AST024xx

xx=number of poles

2013/12/05

Illustration



see enlarged drawing at the end of the document

Product specification

- spring clamp terminal block, solderable
- centerline 3.81 mm, direction of connection 90°
- color gray
- eccentric lever
- Connection data

CRIUS V / A / AWG 150 / 7 / 28 - 20

SEV 0.5 mm² 250 V / 6 A / T60

Data Sheet

ST024xxHDNC

Page 2/4

P/N

AST024xx

xx=number of poles



2013/12/05

Technical Data

General Data

Solder pin length	5 mm		
min. number of poles	2		
max. number of poles	24		
Insulating material class	CTI 600		
clearance/creepage dist.	3 mm		
protection category	IP 20		
Overvoltage category	III	III	II
Pollution degree	3	2	2
Rated voltage	200 V	500 V	500 V
Rated test voltage	4.0 kV	4 kV	4.0 kV
Min. insul. strip length	6 mm		

Connection data

 V / A / AWG	150 / 7 / 28 - 20		
 0.5 mm ²	250 V / 6 A / T60		

Material

insulating material	PA66
flammability class	V0

Climatic properties

upper limit temperature	105 °C
lower limit temperature	-40 °C

General

solderability	For THR products acc. to IPC/JEDEC J-STD-020D-MSL 1 For THT products max. 260 °C / 10 s
Tolerance	ISO 2768 -mH

Data Sheet

ST024xxHDNC

Page 3/4

P/N

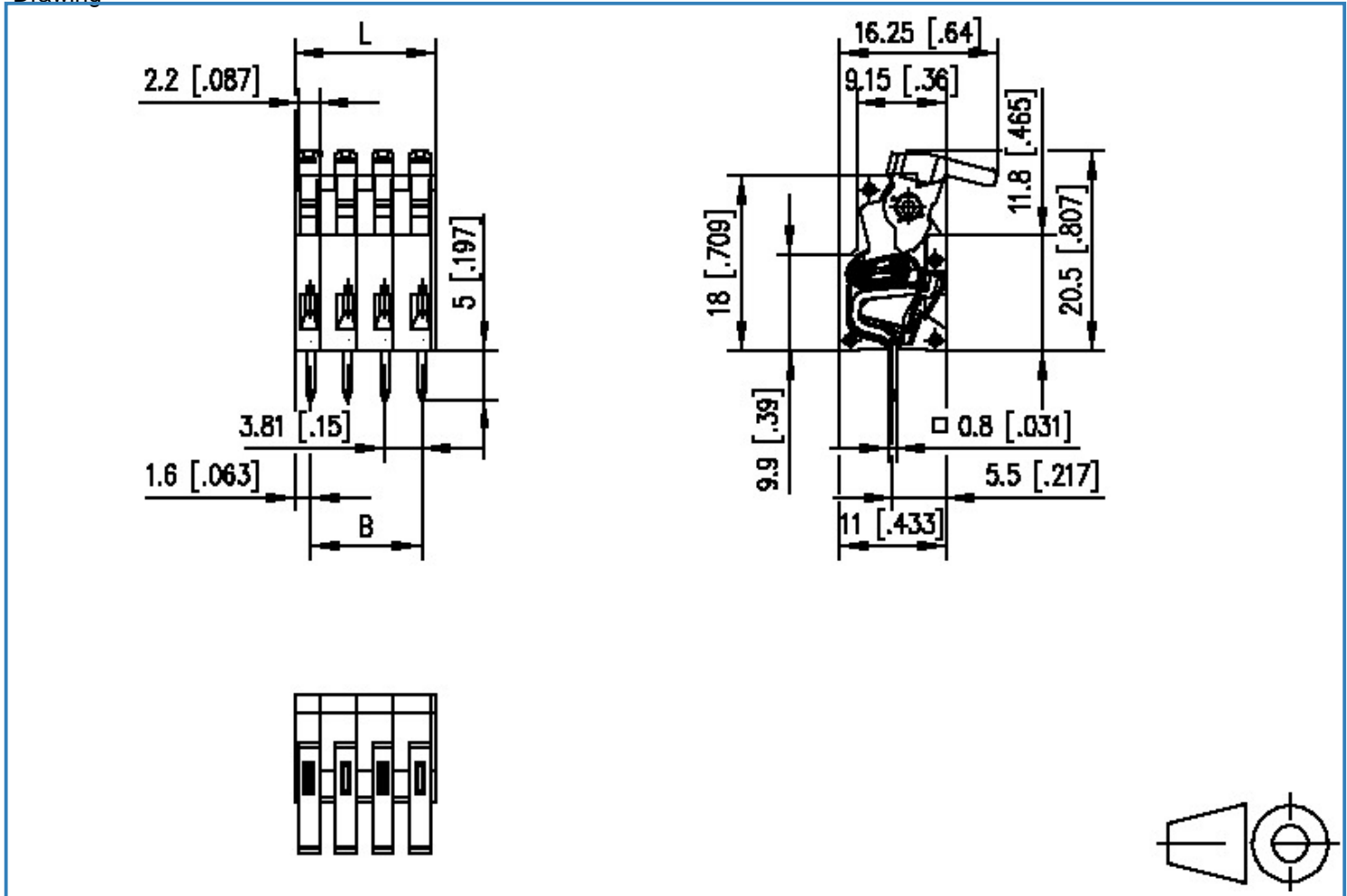
AST024xx

xx=number of poles

2013/12/05

Illustration

Drawing



$L = (\text{pole size} - 1) \times \text{centerline} + 3 [0.118]$

Data Sheet

ST024xxHDNC

Page 4/4

P/N

AST024xx

xx=number of poles

2013/12/05

PCB Layout

