

Features

LED DRIVER

- Universal AC Input
- Constant Voltage / Constant Current Operation
- CE and ENEC Certified Class I LED Driver
- Active Power Factor Correction
- IP67 Design for Indoor and Outdoor Use
- Cooling by Free Air Convection

Selection Guide

Part Number	CV Mode		CC Mode		Efficiency (230VAC) (%)
	Constant Voltage (V)	Current Range (A)	DC Voltage Range (V)	Constant Current (A)	
RACD100-12-ENECE	12	0-8.3	9-12	8.3	88
RACD100-24-ENECE	24	0-4.2	14-24	4.2	90
RACD100-36-ENECE	36	0-2.8	26-36	2.8	90
RACD100-48-ENECE	48	0-2.1	34-48	2.1	91

Specifications

Input Voltage Range	90-305 VAC or 127-430VDC	
Input Frequency Range	47-63Hz.	
Power Factor	Full Load, 115VAC	>0.98
	Full Load, 230VAC	>0.95
	Full Load, 277VAC	>0.94
THD	Full Load, 115VAC	8% max.
AC Current	115VAC	0.7A max.
	230VAC	1.4A max.
Input/Output Isolation	3.75kVAC / 1 minute	
Input/Case Isolation	1.8kVAC / 1 minute	
Output/Case Isolation	0.5kVAC / 1 minute	
Leakage Current	240VAC	<0.75mA
Voltage Tolerance	-1% to 5%	
Start-up Time	115VAC	1.5s
(@ Full Load)	230VAC / 277VAC	0.7s
Ripple & Noise	48V Version	200mV max.
	others	150mV max.
Over Current Protection	95%-105% rated current	Auto-Recovery
Short Circuit Protection	Hiccup Mode	
Over Voltage Protection	12V	15V typ.
Latch Mode	24V	31V typ.
(Power off to recover)	36V	45V typ.
	48V	58V typ.
Over Temperature Protection	Tcase 95°C ±10°C	
Operating Temperature Range	Ambient Temperature	-20°C to +50°C
(free air convection, according to ENEC)	Case Temperature	75°C max.
Operation Humidity	20%-90% RH Non-Condensing	
Storage Temperature	-40°C to +80°C	
Storage Humidity	10%-90% RH	
Vibration	10-500Hz, 2G, 60 Min. along X, Y and Z	
IP Rating	IP67	
Safety Standards	RCM (U21457)	AS/NZS 61347.1:2002
	ENEC General Safety	CB Report: IEC 61347-1: 2008
	ENEC Safety of AC Control Gear for LED Modules	CB Report: IEC 61347-2-13: 2006
EMC Standards	EMC Compatibility	EN55015
		FCC, Part 15
	Harmonic Current	EN61000-3-2 Class C (≥75% load)
		EN61000-3-3
	EMC Immunity	EN61000-4-2, 3, 4, 5, 6, 11
Performance Standard	controlgear for LED modules	CB Report: IEC 62384:2006
Dimension	222*68*39mm	
Weight	1020g	
MTBF	using MIL-HDBK-217F (25°C)	250 x 10 ³ hours
Design Lifetime	70 x 10 ³ hours	

The use of a circuit breaker with C-characteristic is recommended.

LIGHTLINE

AC/DC-Converter

with 5 year Warranty

RECOM

100 Watt Single Output



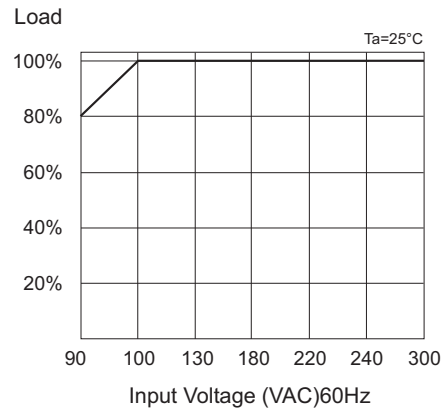
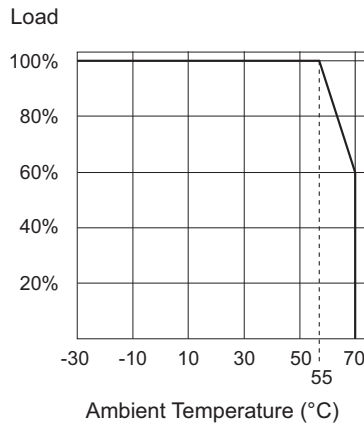
EN 61347 Certified
EN 62384 Certified

RACD100-ENECE

Note:

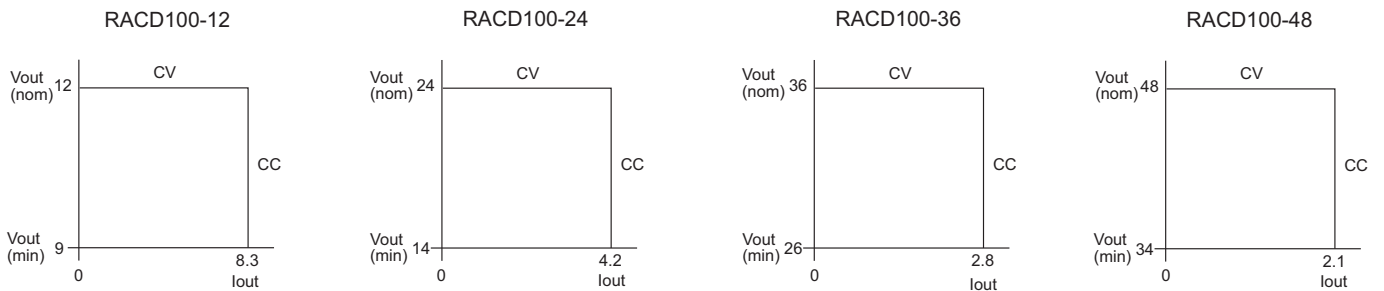
All LED Drivers may not be used without a load. They must be switched on the primary side only. Noncompliance may damage the LED or reduce its lifetime.

Derating Curve




Characteristics

Constant Voltage / Constant Current Curve



Package Style and Pinning



RACD100

The product information and specifications are subject to change without prior notice. All products are designed for non-safety critical commercial and industrial applications. The Buyer agrees to implement safeguards that anticipate the consequences of any failures that might cause harm, loss of life and/or damage property.