



SureTest Open/Closed Circuit Tracer

Catalog # 61-958



Features

- Numeric value and audible signal provide quick and easy-to-understand tracing feedback
- Receiver display rotates automatically for easy viewing
- Identifies breakers and fuses
- Traces wires behind walls
- Can be used on circuits de-energized/energized 0-600V AC/DC
- Includes inductive clamp and battery pack

Read first: Safety Information

Understand and follow operating instructions carefully. Use the tracer only as specified in this manual; otherwise, the protection provided by the tracer maybe impaired.

DANGER

Electric Shock Hazard

Contact with electricity can cause electric shock, serious injury or death. To avoid electric shock, personal injury or death follow these instructions.

WARNING

To avoid electric shock, personal injury, or death, follow these instructions:

- Do not use if tracer appears damaged. Visually inspect the tracer to ensure the cases are not cracked and back case is securely in place.
- Inspect and replace leads if insulation is damaged, metal is exposed, or probes are cracked.
- Never use on circuits or systems that have voltages in excess of 600V AC/DC.
- Never use the tracer with a remote ground in patient care areas. Ground currents generated by the tracer may create a shock hazard for electrically susceptible patients.
- Always test the remote ground system to confirm that its resistance is less than 100 ohms from remote ground to circuit neutral.
- Always check circuits to verify that the hot, neutral and ground are wired correctly.
- Do not use tracer if it operates abnormally as protection maybe impaired.
- Do not use during electrical storms or in wet weather.
- Do not use around explosive gas, dust, or vapor.
- Do not apply more than the rated voltage to the tracer.
- Do not use without the batteries and the back case properly installed.
- Remove the test leads from the circuit prior to removing the battery cap.
- Do not attempt to repair this unit as it has no user-serviceable parts except a fuse.

CAUTION

To protect yourself, think "Safety First":

- Voltages exceeding 30VAC or 60VDC pose a shock hazard so use caution.
- Use appropriate personal protective equipment such as safety glasses, face shields, insulating gloves, insulating boots, and/or insulating mats.
- Never ground yourself when working on an electrical circuit.
- Always make the ground or neutral connection first, and remove last when using clip leads or adaptor cord.

Introduction

The SureTest® Circuit Tracers are powerful, versatile, easy-to-use troubleshooting test tools for finding breakers and hidden wire problems in residential/commercial/industrial environments. These tracers work on closed (energized) and open (de-energized) circuits. They identify circuit breakers, find opens and shorts, and trace wires behind walls and underground.

The tracers are available in three configurations. Each kit contains the same transmitter (TR-958) and test lead kit (TL-958). The 954 kit has a Receiver (RC-954) with a 7-digit LED screen and a Hard Case (C-954). The 956 has a Receiver (RC-958) with a rotating, super-bright OLED display and an AC/DC power indicator, and a Hard Case (C-954). The 958 also has the high-end Receiver (RC-958), adds an Inductive Clamp (IC-958) with Battery Pack (BP-958), and a larger Hard Case (C-958).

#61-954



#61-956



#61-958

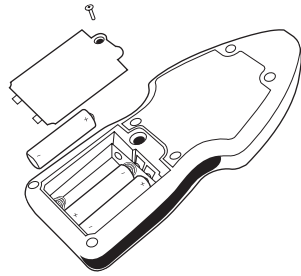


Key Features

- Numeric value and variable audible for easy-to-understand tracing
- Super-bright display for easy-viewing
- Peak detecting bar graph for instantaneous changes in signal strength
- Identifies breakers and fuses
- Pinpoints opens and shorts
- Traces wires behind walls and underground
- Can be used on de-energized/energized circuits from 0-600V AC/DC
- Will not affect GFCIs or other sensitive equipment on the line
- Low battery indicator
- Cat III-1000V safety rating

Receiver:

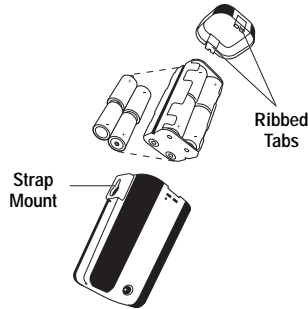
- 1) Remove the battery cap by loosening the screw.
- 2) Replace batteries with (3) new AA batteries.
- 3) Assemble cap and re-tighten the screw.



Battery Pack for Inductive Clamp:

Ensure the clamp is unplugged from the battery pack.

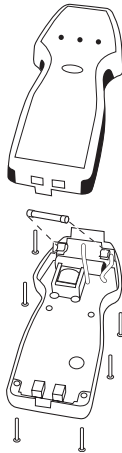
- 1) Remove cap by squeezing the ribbed tabs on either side of the cap.
- 2) Remove the battery holder noting the orientation to the strap mount on the case.
- 3) Replace batteries with (8) new C-cell batteries.
- 4) Re-install battery holder into the case noting the orientation to the magnetic strap mount.
- 5) Snap cap back onto case.



Fuse Replacement (TR-958 only)

Ensure that the test leads are removed from the input jacks and the circuit under test.

- 1) Remove the (6) screws that are assembled into the back of the transmitter.
- 2) Replace the fuse (#F-958).
- 3) Re-assemble the back cap and re-tighten the (6) screws.



Maintenance

Clean the case with a damp cloth and mild detergent. Do not use abrasives or solvents.

Service and Replacement Parts

This unit has no user-serviceable parts except for the fuse in the transmitter. For replacement parts or to inquire about service, contact IDEAL Technical Support at 877-201-9005 or visit our website, www.testersandmeters.com.

Specifications:

Transmitter

Operating Frequency:	32 kilohertz, fixed-amplitude, time-modulated signal
Current Output of Signal:	200mA p-p _{max} into 50 ohms
Voltage Output of Signal:	30V nominal (2 watts)
Operating Voltage:	0 – 600V AC/DC
Fuse:	1A/1000V, High-Energy, Fast-Acting (6mm x 46mm) – IDEAL # F-958
Battery Power:	1.5V x (4) AA batteries (NEDA 15A, IEC LR6)
Battery life:	40 hours open circuit testing / 25 hours short circuit tracing.
Indicators:	On/Off, Line energized, Low battery

Receiver

Sensing:	Magnetic
Maximum range:	15 feet underground.
Signal response:	Numeric display and Audible beep
Battery Power:	1.5V x (3) AA batteries (NEDA 15A, IEC LR6)
Battery life:	20 hours