

T H E R M O M E T R I C S
A C O M M I T M E N T T O E X C E L L E N C E

NTC Type MA

Biomedical Chip Thermistors



Applications

A complete line of standard sub-assemblies is available. Continuous research and development efforts within Thermometrics have resulted not only in these field proven designs, but in the development of our Unitherm ThermoChip Thermistor, designed exclusively for biomedical applications in the range of 32°F to 122°F (0°C to 50°C).

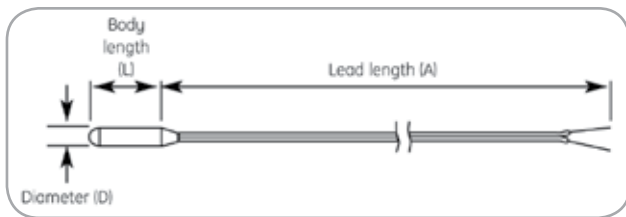
Although low in cost, these highly stable, precision thermochips provide the reliability, tight interchangeable tolerances, geometries, and fast response times that are often required. Thermometrics employs experienced applications engineers who welcome inquiries, whether for assistance, or to help with your design requirements concerning new and existing applications.

Our Biomedical Chip Thermistor assemblies are designed for use in applications involving both intermittent and continuous patient temperature monitoring. Repeatability and fast response are essential not only for the intermittent temperature requirements associated with oral and rectal fever measurements, but also with the continuous monitoring often necessary during induced-hypothermia and general anesthesia, or when employed in the care of infants and premature babies. Intensive care units along with recovery rooms have also adopted patient temperature as part of their vital sign monitoring procedures. Temperature monitoring for skin surface, tympanic, esophageal, foley catheters and biofeedback applications has also improved due to the high stability and tight interchangeable tolerances designed into each Thermometrics' Biomedical assembly.

Amphenol
Advanced Sensors

NTC Type MA Specifications

MA100

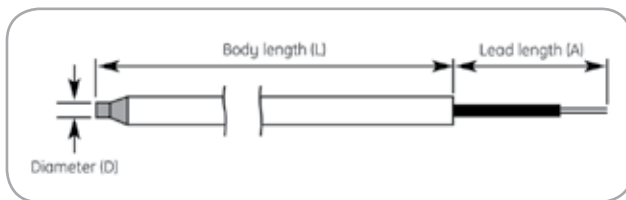


Designed for use in catheter assemblies, these sensors are available with nominal resistance values of 2252, 3000, 5000, and 10,000 Ω at 77°F (25°C). Close monitoring of manufacturing processes allow Thermometrics to maintain tight interchangeability tolerances with volume production. Typical design parameters are represented in Assembly Type table.

0.030 in (0.76 mm) (10 K Ω only) and 0.050 in (1.27mm) diameters available with kapton sleeve only.


0.070 in (1.78 mm) diameter normally supplied with molded plastic tip.

MA200



Intermittent body temperature measurements are common practice in all phases of patient care. This assembly is ideally suited for the disposable cover oral and rectal fever thermometers in use today. It features rugged construction with tip sensitive shaft assemblies exhibiting resistance values of 2252, 3000, 5000, and 10,000 Ω at 77°F (25°C). Refer to Assembly Type table for typical design parameters.

MA300



Routine continuous patient temperature monitoring is now feasible by using the convenience of the patient's skin site as an indicator of body temperature. The stainless steel housing used is suitable for both reusable and disposable applications, while maintaining maximum patient comfort. Nominal resistance values of 2252, 3000, 5000, and 10,000 Ω at 77°F (25°C) are available. Refer to Assembly Type table for typical design parameters.

Assembly Type

Assembly Type	MA100	MA200	MA300
Standard Diameters (D)	0.030 in (0.762 mm) 0.050 in (1.27 mm) 0.070 in (1.78 mm) 0.080 in (2.03 mm)	0.156 in (3.96 mm)	0.375 in (9.52 mm)
Body Length (L)	3/8 in (9.52 mm)	3.75 in (95.25 mm)	N/A
Lead Length (A)	3/8 in (9.52 mm)	3.75 in (95.25 mm)	N/A
Tolerance	See Tolerance Code and Temperature Table	See Tolerance Code and Temperature Table	See Tolerance Code and Temperature Table
Wire Gauge	20, 30, 32, 38, AWG	30 AWG	30 AWG
Standard Wire Insulation	*Heavy Isomid *Medical Grade PVC *Polyurethane with Nylon Overcoat	PTFE	Medical Grade PVC PTFE
Body Material	Molded Plastic or Kapton Sleeve	Lexan Shaft Aluminum Tip	Stainless Steel
Nominal R Values @ 77°F (25°C)		2252 Ω , 3000 Ω , 5000 Ω , 10,000 Ω (for all three types)	

Thermal Response Time (63% Response)

Series	Still Air	Still Water*
MA100 Catheter Assembly	15 seconds	2.0 seconds
MA200 Oral-Rectal Assembly	35 seconds	0.6 seconds
MA300 Skin Surface Assembly	45 seconds	2.0 seconds

*Response time provided is for assembly plunged from 77°F (25°C) air to 41°F (5°C) water.

NTC Type MA Specifications

Tolerance Code and Temperature Range

Temperature Range °F (°C)	Tolerance Code		
	A ±°F (±°C)	B ±°F (±°C)	C ±°F (±°C)
32 to 68 (0 to 20)	0.27 (0.15)	0.36 (0.2)	0.45 (0.25)
68 to 95 (20 to 35)	0.18 (0.1)	0.27 (0.15)	0.36 (0.2)
95 to 102 (35 to 39)	0.09 (0.05)	0.18 (0.1)	0.27 (0.15)
102 to 107.60 (39 to 42)	0.14 (0.075)	0.27 (0.15)	0.36 (0.2)
107.60 to 113 (42 to 45)	0.18 (0.1)	0.27 (0.15)	0.36 (0.2)
113 to 122 (45 to 50)	0.27 (0.15)	0.36 (0.2)	0.45 (0.25)

Data

Our biomedical series thermistor chips and sub-assemblies are designed to be interchangeable over a 32°F to 122°F (0°C to 50°C) range. Best overall stability is maintained when exposure and storage temperatures remain below 158°F (70°C).

Resistance vs Temperature

Temperature °F (°C)	Resistance				
	2252 Ω	3 kΩ	5 kΩ	10 kΩ	103(M) Ω
32 (0)	7352.90	9795.16	16325.3	32650.5	29491.24
33.80 (1)	6988.42	9309.62	15510.6	31032.1	28157.49
35.60 (2)	6643.38	8849.98	14750.0	29499.9	26891.19
37.40 (3)	6317.41	8415.73	14026.2	28052.4	25688.61
39.20 (4)	6009.39	8005.39	13342.3	26684.6	24546.22
41 (5)	5718.10	7617.37	12695.6	25391.2	23460.72
42.80 (6)	5442.68	7250.46	12.84.1	24168.2	22428.99
44.60 (7)	5182.12	6903.35	11505.6	23011.2	21448.12
46.40 (8)	4935.54	6574.88	10958.1	21916.3	20515.34
48.20 (9)	4702.12	6263.93	10439.9	20879.8	19628.07
50 (10)	4481.09	5969.48	9949.14	19898.3	18783.87
51.80 (11)	4271.72	5690.57	9484.28	18968.6	17980.43
53.60 (12)	4073.33	5426.28	9043.80	18087.6	17215.58
55.40 (13)	3885.28	5175.78	8626.30	17252.6	16487.30
57.20 (14)	3706.99	4938.27	8230.45	16460.9	15793.65
59 (15)	3537.90	4713.01	7855.01	15710.0	15132.82
60.80 (16)	3377.47	4499.30	7498.83	14997.7	14503.11
62.60 (17)	3225.23	4296.48	7160.80	14321.6	13902.89
64.40 (18)	3080.70	4103.95	6839.92	13679.8	13330.64
66.20 (19)	2943.46	3921.13	6535.22	13070.4	12784.92
68 (20)	2813.11	3747.48	6254.80	12491.6	12264.39
69.80 (21)	2989.29	3582.49	5970.82	11941.6	11767.75
71.60 (22)	2571.54	3425.68	5709.47	11418.9	11293.80
73.40 (23)	2459.64	3276.61	5461.01	10922.0	10841.39
75.20 (24)	2353.22	3134.84	5224.74	10449.5	10409.44
77 (25)	2252.00	3000.00	5000.00	10000.00	10000.00
78.80 (26)	2155.69	2871.70	4786.16	9572.32	9602.89
80.60 (27)	2064.02	2749.59	4582.64	9165.29	9226.41
82.40 (28)	1976.76	2633.34	4388.89	8777.79	8866.62
84.20 (29)	1893.67	2522.10	4204.34	8408.68	8522.70
86 (30)	1814.51	2417.19	4028.66	8057.31	8193.89
87.80 (31)	1739.09	2316.73	3861.22	7722.43	7879.43
89.60 (32)	1667.22	2220.99	3701.65	7403.29	7578.65
91.40 (33)	1598.51	2129.52	3549.20	7098.42	7290.88
93.20 (34)	1533.20	2042.50	3404.18	6808.36	7015.50
95 (35)	1470.89	1959.39	3265.65	6531.31	6751.92
96.80 (36)	1411.58	1880.47	3134.12	6265.75	6499.57
98.60 (37)	1354.91	1804.94	3008.23	6016.47	6257.93
100.40 (38)	1300.77	1732.82	2888.03	5776.05	6026.49
102.20 (39)	1249.08	1663.96	2773.26	5546.53	5804.78
104 (40)	1199.72	1598.20	2663.67	5327.34	5592.33
105.80 (41)	1152.57	1535.39	2558.99	5117.97	5388.73
107.60 (42)	1107.52	1475.38	2458.97	4917.94	5193.56
109.40 (43)	1064.47	1418.03	2363.39	4726.77	5006.43
111.20 (44)	1023.30	1363.17	2271.95	4543.91	4826.98
113 (45)	983.97	1310.80	2184.66	4369.33	4654.86
114.80 (46)	946.02	1260.25	2100.92	4200.84	4489.73
116.60 (47)	909.99	1212.24	2020.40	4040.81	4331.28
118.40 (48)	875.92	166.85	1944.76	3889.51	4179.20
120.20 (49)	842.96	1122.95	1871.59	3743.17	4033.22
122 (50)	811.42	1080.93	1801.55	3603.10	3893.05

NTC Type MA Specifications

Ordering Information

The code number to be ordered may be specified as follows:

MA

Code	Standard Assemblies
100FA	Series 100, 0.070 in (1.78 mm) diameter molded plastic tip, 30 gauge PVC insulated ribbon cable.
100FD	Series 100, 0.070 in (1.78 mm) diameter molded plastic tip, 32 gauge bifilar heavy isomid insulation.
100DD	Series 100, 0.050 in (1.27 mm) diameter kapton sleeve with 32 gauge bifilar heavy isomid insulation.
100BF	Series 100, 0.030 in (0.768 mm) diameter kapton sleeve with 38 gauge bifilar heavy isomid insulation.
200LC	Series 200, 0.156 in (3.96 mm) diameter aluminum tip, 30 gauge PTFE leads.
300TA	Series 300, 0.375 in (9.52 mm) diameter stainless steel cup, 30 gauge PVC insulated ribbon cable.
300TB	Series 300, 0.375 in (9.52 mm) diameter stainless steel cup, 30 gauge PTFE insulated ribbon cable.
100GG	Series 100, 0.080 in (2.03 mm) diameter molded plastic tip, 28 gauge kynar insulated twisted pair.

Code	Resistance Cable*
232	2252 Ω
302	3000 Ω
502	5000 Ω
103	10,000 Ω
103 (Y)	10,000 Ω

Code	Tolerance
X	Refer to tolerance code and temperature range table

MA - _____ - _____ - _____ Typical Model Number

*Refer to resistance vs temperature table on previous page.