





(1,27 mm) .050"

SFM-110-02-L-D-A

SFML-125-T2-L-D-LC



SFM-125-02-L-SH



SFML-115-T2-L-D-LC

SMT & THROUGH-HOLE TIGER EYE™ SOCKET

SPECIFICATIONS

For complete specifications and recommended PCB layouts see www.samtec.com?SFM or www.samtec.com?SFML

Insulator Material:
Black Liquid Crystal Polymer

Plating:
Au or Sn over 50µ" (1,27 µm) Ni

Current Rating (SFM/TFM):
3.2 A per pin
(1 pin powered per row)

Voltage Rating:
250 VAC mated with TFM

Operating Temp Range:
-55°C to +125°C

Contact Resistance:
15 mΩ

Insertion Depth:
(3,05 mm) .120" to
(4,06 mm) .160"

Wiping Distance:
(0,38 mm) .015"

Normal Force:
Standard= 132 g (1,29 N) avg.;
LIF= 90 g (0,88 N) avg.

Insertion Force (SFM):
(Single contact only)
Standard= 2.5 oz (0,69 N) avg.;

LITE= 2.0 oz (0,56 N) avg.;

LIF= 1.4 oz (0,39 N) avg.

Withdrawal Force (SFM):
(Single contact only)
Standard= 2.0 oz (0,56 N) avg.;

LITE= 1.5 oz (0,42 N) avg.;

LIF= 1.0 oz (0,28 N) avg.

Max Cycles:
10,000 with 30µ" (0,76 µm) Au
(Call Samtec for E.L.P.™
plating option)

RoHS Compliant:
Yes

Processing:
Lead-Free Solderable:
Yes

SMT Lead Coplanarity:
(0,10 mm) .004" max (05-25)
(0,15 mm) .006" max (30-50)

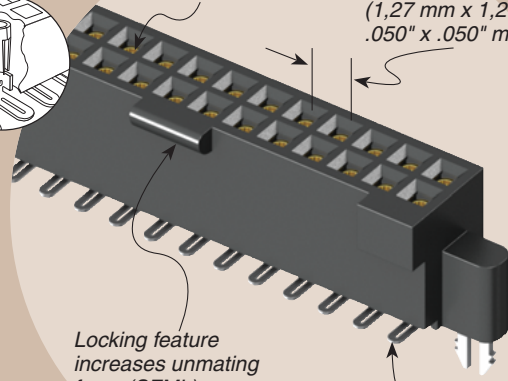
SFM Mates with:
TFM, TFSD, TFSS

SFML Mates with:
TFML



Low insertion force
Tiger Eye™ contacts available

(1,27 mm x 1,27 mm)
.050" x .050" micro pitch

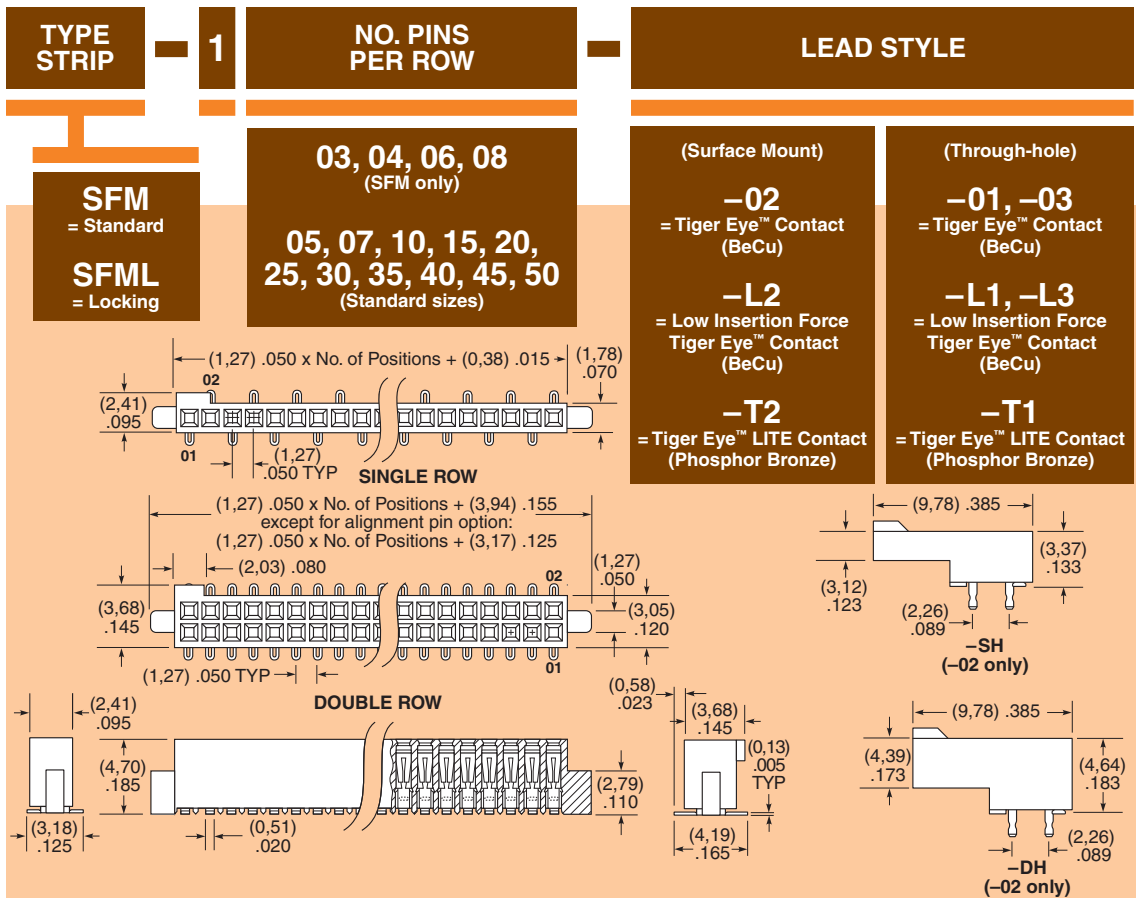


Locking feature
increases unmating
force (SFML)

Choice of SMT or
through-hole tails



- Passes 10 Year MFG
- Locking option
- Locking clip option
- Screw Down option



RECOGNITIONS

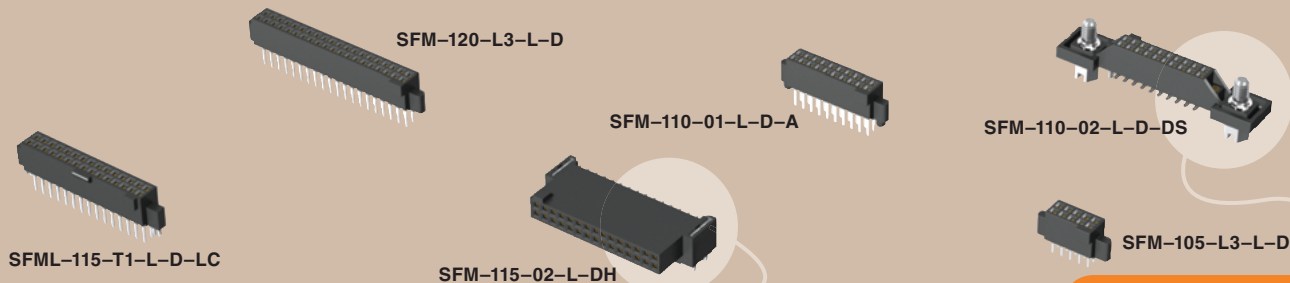
For complete scope of recognitions see www.samtec.com/quality



Note: Some sizes, styles and options are non-standard, non-returnable.

Due to technical progress, all designs, specifications and components are subject to change without notice.

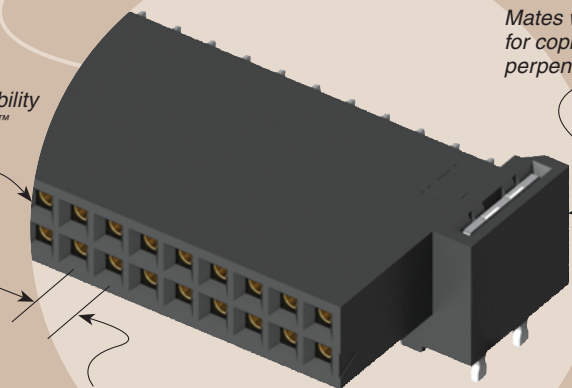
WWW.SAMTEC.COM



SFM, SFML SERIES




High reliability
Tiger Eye™
contacts



(1,27 mm x 1,27 mm)
.050" x .050" micro pitch

Mates with TFM
for coplanar and
perpendicular mating



Screw down
option

Surface mount or
Through-hole tails

ALSO AVAILABLE
(MOQ Required)

- Solder nail option
 - Other sizes
 - Other platings
- Contact Samtec.

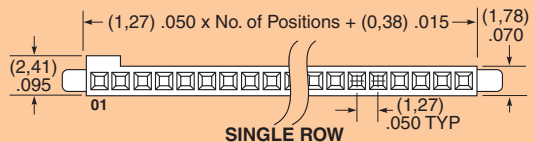
OTHER SOLUTIONS

- Lower cost plating options.
See SFC Series.

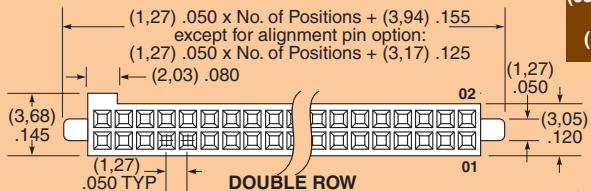
PLATING OPTION

-L
= 10µ" (0,25 µm) Gold on contact, Matte Tin on tail
(Call Samtec for E.L.P.™ plating option)

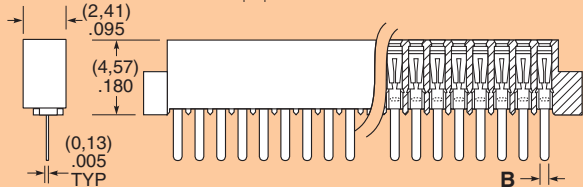
LEAD STYLE	A	B
-01, -L1, -T1	(3,05) .120	(0,51) .020
-03, -L3	(1,91) .075	(0,41) .016



SINGLE ROW



DOUBLE ROW



ROW OPTION

-S
= Single Row
(SFM only)

-D
= Double Row

-SH
= Single Horizontal
(05 thru 30 positions only)
(SFM only)
(Lead style -02 only)

-DH
= Double Horizontal
(05 thru 30 positions only)
(SFM only)
(Lead style -02 only)

OPTION

Specify only **-A**, **-LC** or **-DS**
(Not available with **-DH**, **-SH**)
-A
= Alignment Pin
(Available with all Lead Styles)

-LC
= Locking Clip
(Available with all lead styles)
(Manual placement required)

-DS
= Dual Screw Down for
(1,60 mm) .062" PCB
(05 thru 40 positions only)
(Lead styles -01, -02 & -03 only)
(Requires **-D** row option)
(Not available with SFML)
(Mates with TFM-DS option)
(Not available with **-A**,
-LC, **-K**, **-P**, **-TR**)

Specify only
-K or **-P**
(Lead styles -02,
-L2, -T2 only)

-K
= Polyimide film
Pick & Place Pad
(Not available
with **-DH**, **-SH**)

-P
= Plastic Pick &
Place Pad
(Not available
with **-DH**, **-SH**)

Specify **-TR** last
(Lead styles -02,
-L2, -T2 only)

-TR
= Tape & Reel
(Required callout
for **-DH**, **-SH**)

Due to technical progress, all designs, specifications and components are subject to change without notice.

WWW.SAMTEC.COM