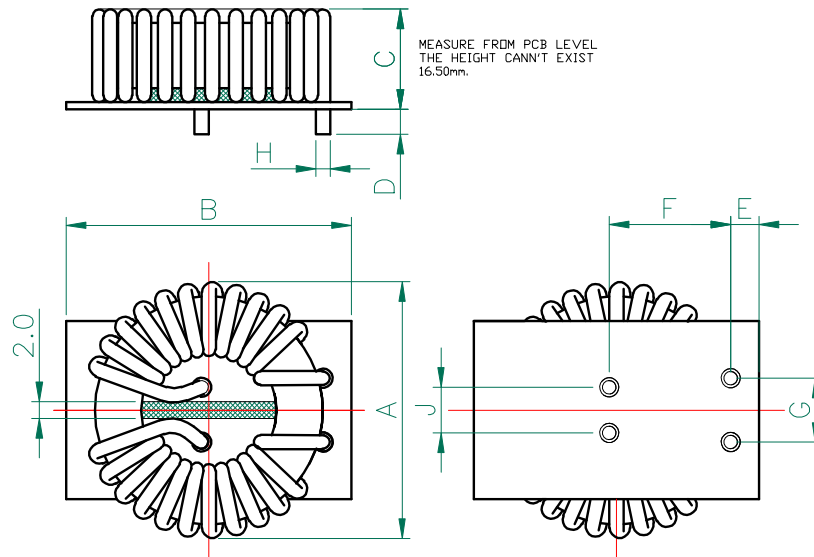


CMX1616Z162B-10

PHYSICAL DIMENSIONS:

A	42.00		MAX
B	41.00		MAX
C	16.50		MAX
D	3.50	+	0.50
E	3.50	+	0.50
F	22.00	+	0.50
G	15.50	+	0.50
H	∅1.80	+	0.20
J	∅5.50	+	0.50



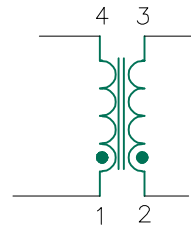
ELECTRICAL CHARACTERISTICS		NOM	MIN	MAX
INDUCTANCE @ 100kHz/0.1V	uH	1584	950	2138
DCR	mΩ	---	---	4.1
CURRENT RATING	A	---	---	24
RATING VOLTAGE	Vrms	---	---	250

HIPOT COIL-COIL: 1500V

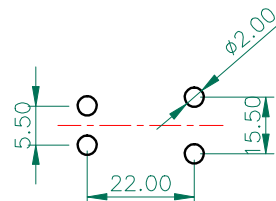
NOTE: UNLESS OTHERWISE SPECIFIED

1. FERRITE CORE: T33x18x7.3, MNZN;
2. TIN: LEAD-FREE SOLDER BAR;
3. ISOLATE 2 COILS BY EPOXY.
4. OPERATING TEMPERATURE RANGE: -40°C TO+105°C (INCLUDING SELF-HEATING).

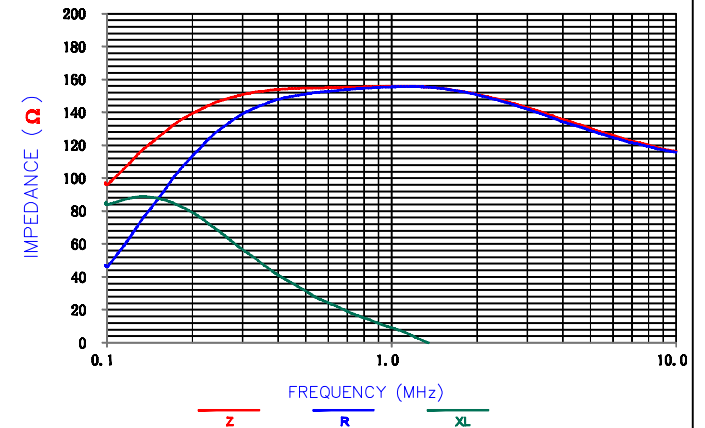
EQUIVALENT CIRCUIT



LAND PATTERN



Z, R, XL vs. FREQUENCY



UNCONTROLLED DOCUMENT



DIMENSIONS ARE IN mm.				This print is the property of Laird Tech. and is loaned in confidence subject to return upon request and with the understanding that no copies shall be made without the written consent of Laird Tech. All rights to design or invention are reserved.				Laird	
				PROJECT/PART NUMBER:		REV	PART TYPE:	DRAWN BY:	
				CMX1616Z162B-10		B		QIU	
B	UPDATE "J" FROM 5.5±0.20 TO 5.5±0.50	09/23/13	QIU	DATE:	04/15/13	SCALE:	NTS	SHEET:	
A	ORIGINAL DRAFT	04/15/13	QIU	CAD #		TOOL #	-	1 of 1	
REV	DESCRIPTION	DATE	INT	CMX1616Z162B-10-B					