

BW & CW Industrial Brass Cable Gland Pack

Product Type:


BW & CW Industrial Brass Cable Gland Pack (1.5mm Thread Pitch)

Standards:

Tested and approved to BS6121 pt 1
Manufactured in cast brass to BS2874 and defect free

Application:

Brass cable glands, suitable for securing cables to electrical sources. Available in BW and CW versions with a standard 1.5mm Thread Pitch. Supplied in kit form with Shrouds, Earth Tags & Steel Locknuts.



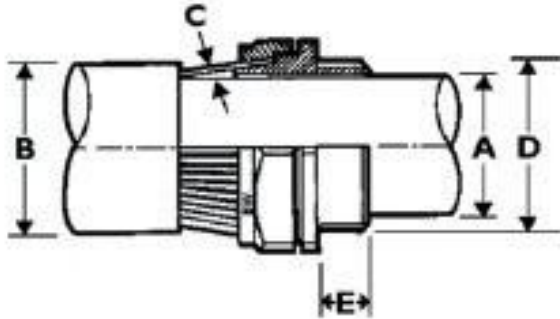
BW Brass Glands Kit

Code	Description	Pack Qty
ABW16	Brass cbl gland 16mm 2 Pt Kt	2
ABW20S	Brass cbl gland 20mm 2 Pt Kt	2
ABW20	Brass cbl gland 20mm 2 Pt Kt	2
ABW25	Brass cbl gland 25mm 2 Pt Kt	2
ABW32	Brass cbl gland 32mm 2 Pt Kt	2
ABW40	Brass cbl gland 40mm 1 Pt Kt	1
ABW50S	Brass cbl gland 50mm 1 Pt Kt	1
ABW50	Brass cbl gland 50mm 1 Pt Kt	1
ABW63S	Brass cbl gland 63mm 1 Pt Kt	1
ABW63	Brass cbl gland 63mm 1 Pt Kt	1
ABW75S	Brass cbl gland 75mm 1 Pt Kt	1
ABW75	Brass cbl gland 75mm 1 Pt Kt	1

3 Part

Code	Description	Pack Qty
ABW20/S	Brass cbl gland 20mm 2 Pt Kt	2
ABW20/3	Brass cbl gland 20mm 2 Pt Kt	2
ABW25/3	Brass cbl gland 25mm 2 Pt Kt	2
ABW32/3	Brass cbl gland 32mm 2 Pt Kt	2

Electrical and Physical Characteristics:



BW Industrial Brass Glands Packs
(Suitable for dry indoor conditions)

Part No.	Gland Size (D)	Std. Entry Thread (E)	Min. Thread Length	Cable Dia. Max (A)	Cable Dia. Max (B)	Armour Wire Dia. (C)
ABW16	16	16	10	8.6	13.5	0.9
ABW20S	20S	20	10	11.6	16.1	0.9/1.25
ABW20	20	20	10	13.9	21.1	0.9/1.25
ABW25	25	25	10	19.9	27.4	1.25/1.60
ABW32	32	32	10	26.2	34.4	1.60/2.00
ABW40	40	40	15	32.1	42.4	1.60/2.00
ABW50S	50S	50	15	38.1	50.1	2.00/2.50
ABW50	50	50	15	44.0	55.7	2.00/2.50
ABW63S	63S	63	15	50.0	62.4	2.50
ABW63	63	63	15	55.9	68.2	2.50
ABW75S	75S	75	15	61.9	76.8	2.50
ABW75	75	75	15	67.9	82.9	2.50/3.00

CW Brass Glands Kit

Code	Description	Pack Qty
ACW16	Brass cbl gland 16mm 2 Pt Kt	2
ACW20S	Brass cbl gland 20mm 2 Pt Kt	2
ACW20	Brass cbl gland 20mm 2 Pt Kt	2
ACW25	Brass cbl gland 25mm 2 Pt Kt	2
ACW32	Brass cbl gland 32mm 2 Pt Kt	2
ACW40	Brass cbl gland 40mm 1 Pt Kt	1
ACW50S	Brass cbl gland 50mm 1 Pt Kt	1
ACW50	Brass cbl gland 50mm 1 Pt Kt	1
ACW63S	Brass cbl gland 63mm 1 Pt Kt	1
ACW63	Brass cbl gland 63mm 1 Pt Kt	1
ACW75S	Brass cbl gland 75mm 1 Pt Kt	1
ACW75	Brass cbl gland 75mm 1 Pt Kt	1



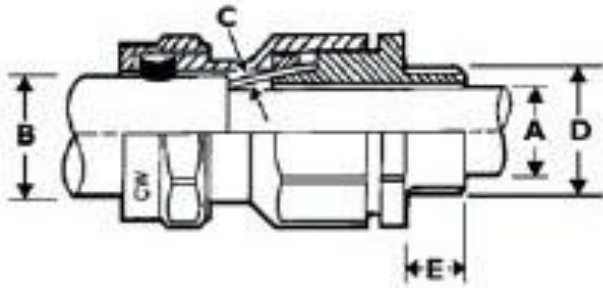
Condordia Technologies

CABLING ACCESSORIES

4 Part

Code	Description	Pack Qty
ACW20/S	Brass cbl gland 20mm 2 Pt Kt	2
ACW20/3	Brass cbl gland 20mm 2 Pt Kt	2
ACW25/3	Brass cbl gland 25mm 2 Pt Kt	2
ACW32/3	Brass cbl gland 32mm 2 Pt Kt	2

Electrical and Physical Characteristics:



CW Industrial Brass Glands Packs

(Suitable for dry indoor conditions)

Part No.	Gland Size (D)	Std. Entry Thread (E)	Min. Thread Length	Cable Dia. Max (A)	Cable Dia. Max (B)		Armour Wire Dia. (C)
					Min.	Max.	
ACW16	16	16	10	8.6	8.85	13.35	0.9
ACW20S	20S	20	10	11.6	11.4	15.9	0.9/1.25
ACW20	20	20	10	13.9	15.0	20.9	0.9/1.25
ACW25	25	25	10	19.9	20.3	27.4	1.25/1.60
ACW32	32	32	10	26.2	26.0	33.9	1.60/2.00
ACW40	40	40	15	32.1	31.0	40.4	1.60/2.00
ACW50S	50S	50	15	38.1	36.5	46.7	2.00/2.50
ACW50	50	50	15	44.0	43.0	53.1	2.00/2.50
ACW63S	63S	63	15	50.0	48.9	59.4	2.50
ACW63	63	63	15	55.9	58.0	65.9	2.50
ACW75S	75S	75	15	61.9	60.6	72.1	2.50
ACW75	75	75	15	67.9	64.9	78.5	2.50/3.00

Cable Size	Number of Cores											
	1	2	3	4	5	7	10	12	19	27	37	48
1.5		16	16	20s	20s	20	20	25	25	32	32	32
2.5		20s	20s	20s	20	20	25	25	25	32	40	40
4.0		20s	20s	20	20	20	25	25	32	40	40	40
6.0		20	20	20	20							
10.0		20	25	25	25							
16.0		25	25	25	25							
25.0		25	32	32	32							
35.0		32	32	32	40							
50.0	20	25	32	32	50							
70.0	20	32	32	40	50							
95.0	25	32	40	50s								
120	25	40	50s	50								
150	32	40	50s	50								
185	32	50s	50	63s								
240	32	50	63s	63								
300	40	63s	63	75s								
400	40	63s	75s	75								