

MECHANICAL DETAILS

Shell Style Model EC* : Fixed receptacle with two nuts (back panel mounting)

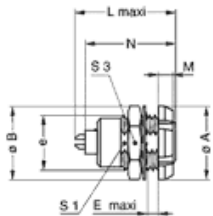
Keying

Housing Material Brass (chrome plated) shell and collet nut, nickel plated brass latch sleeve and mid pieces

Cable Fixing 0 - 0 mm

Variant 2 :

		E	L	M	N	S1	S3
Mm.		6.0	23.5	3.5	20.0	12.5	17
In.		0.24	0.93	0.14	0.79	0.49	0.67



Available Download

 [XB_series_en.pdf](#)

PERFORMANCE DETAIL

Insert XB.312 : 12 Low Voltage

Insulator L: PEEK

Specifications

Contact Type: Solder

Max. Matings: 5000

Contact Dia.: 0.7 mm (0.028in)

Bucket Dia.: 0.8 mm (0.031in)

Max. Solid 0.34 mm² (AWG 22)

Max. Stranded 0.34 mm² (AWG 22)

R (max): 6.1 mOhm



OTHER CHARACTERISTICS

Shell Style/Model Libellé

Temp (min) -55°C

Temp (max) +250°C

Humidity (max): <=95% [at 60 deg C /140 F]

Vibration: 15 g [10 Hz - 2000 Hz]

Shock Resistance: 100 g [6 ms]

Salt Spray >144 hr







Climatical 50/175/21

Shielding (min): 75 dB (10 MHz)

Shielding (min): 40 dB (1 GHz)

IP Rating 50

Related links

-  [Contact](#)
-  [Quote Request](#)
-  [Catalogs Downloads](#)
-  [Catalogs Requests](#)
-  [Sample Request](#)
-  [3D drawings](#)