

MECHANICAL DETAILS

Shell Style Model EC* : Fixed receptacle with two nuts (back panel mounting)

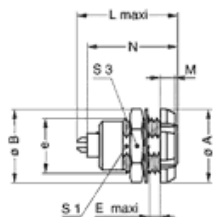
Keying 1 key (alpha=0, plug: male contacts, receptacle: female contacts)

Housing Material Brass (chrome plated) shell and collet nut, nickel plated brass latch sleeve and mid pieces

Cable Fixing 0 - 0 mm

Variant 2 :

			A	B	L	M	N	S1
Mm.			20	20	26.7	3.5	24.6	13.5
In.			0.79	0.79	1.05	0.14	0.97	0.53



PERFORMANCE DETAIL

Insert 2B.319 : 19 Low Voltage

Insulator L: PEEK

Specifications

Contact Type: Solder

Max. Matings: 5000

Contact Dia.: 0.7 mm (0.028in)

Bucket Dia.: 0.8 mm (0.031in)

Max. Solid 0.34 mm² (AWG 22)

Max. Stranded 0.34 mm² (AWG 22)

R (max): 6.1 mOhm



OTHER CHARACTERISTICS

Shell Style/Model Libellé

Temp (min) -55°C

Temp (max) +250°C

Humidity (max): <=95% [at 60 deg C /140 F]

Vibration: 15 g [10 Hz - 2000 Hz]

Shock Resistance: 100 g [6 ms]

Salt Spray >144 hr

Climatical 50/175/21

Shielding (min): 75 dB (10 MHz)

Shielding (min): 40 dB (1 GHz)







IP Rating 50



Available Download

 [unipole_multipole.pdf](#)

Related links

-  [Contact](#)
-  [Quote Request](#)
-  [Catalogs Downloads](#)
-  [Catalogs Requests](#)
-  [Sample Request](#)
-  [3D drawings](#)