

MECHANICAL DETAILS

Shell Style Model EE* : Fixed receptacle
nut fixing (back panel mounting)

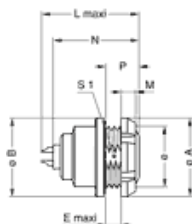
Keying 1 key (alpha=0, plug: male
contacts, receptacle: female
contacts)

Housing Material Brass (chrome plated) shell and
collet nut, nickel plated brass
latch sleeve and mid pieces

Cable Fixing 0 - 0 mm

Variant 2 :

		B	E	L	M	N	P
Mm.		20	6.2	27	3.5	25.1	10
In.		0.79	0.24	1.06	0.14	0.99	0.39



Available Download

 [unipole_multipole.pdf](#)

PERFORMANCE DETAIL

Insert 1K.308 : 8 Low Voltage

Insulator L: PEEK

Specifications

Contact Type: Solder

Max. Matings: 5000

Contact Dia.: 0.7 mm (0.028in)

Bucket Dia.: 0.8 mm (0.031in)

Max. Solid 0.34 mm² (AWG 22)

Max. Stranded 0.34 mm² (AWG 22)

R (max): 6.1 mOhm



OTHER CHARACTERISTICS

Endurance (Shell) Endurance (Shell):

Temp (min) -55°C

Temp (max) +200°C

Humidity (max): <=95% [at 60 deg C /140 F]

Vibration: 15 g [10 Hz - 2000 Hz]

Shock Resistance: 100 g [6 ms]

Salt Spray >144 hr

Climatical 50/175/21







Shielding (min): 95 dB (10 MHz)

Shielding (min): 80 dB (1 GHz)

IP Rating 68



Related links

-  [Contact](#)
-  [Quote Request](#)
-  [Catalogs Downloads](#)
-  [Catalogs Requests](#)
-  [Sample Request](#)
-  [3D drawings](#)