

MECHANICAL DETAILS

Shell Style Model EE* : Fixed receptacle nut fixing with straight contacts for printed circuit (back panel mounting)

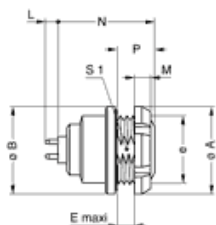
Keying 1 key (alpha=0, plug: male contacts, receptacle: female contacts)

Housing Material Brass (chrome plated) shell and collet nut, nickel plated brass latch sleeve and mid pieces

Cable Fixing 0 - 0 mm

Variant 2 :

	A	B	M	N	P	S1	e
Mm.	20	20	3.5	23.8	10	14.5	M16x1.0
In.	0.79	0.79	0.14	0.94	0.39	0.57	



PERFORMANCE DETAIL

Insert 1K.314 : 14 Low Voltage

Insulator L: PEEK

Specifications

Contact Type: Print (straight)

Max. Matings: 5000

Contact Dia.: 0.5 mm (0.02in)

R (max): 8.7 mOhm



OTHER CHARACTERISTICS

Endurance (Shell) Endurance (Shell):

Temp (min) -55°C

Temp (max) +200°C

Humidity (max): <=95% [at 60 deg C /140 F]

Vibration: 15 g [10 Hz - 2000 Hz]

Shock Resistance: 100 g [6 ms]

Salt Spray >144 hr

Climatical 50/175/21

Shielding (min): 95 dB (10 MHz)

Shielding (min): 80 dB (1 GHz)







IP Rating 68



Available Download

 [unipole_multipole.pdf](#)

Related links

-  [Contact](#)
-  [Quote Request](#)
-  [Catalogs Downloads](#)
-  [Catalogs Requests](#)
-  [Sample Request](#)
-  [3D drawings](#)