

## MECHANICAL DETAILS

**Shell Style Model** EE\* : Fixed receptacle  
nut fixing (back panel mounting)

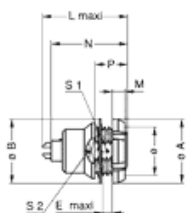
**Keying** 1 key (alpha=0, plug: male contacts, receptacle: female contacts)

**Housing Material** Brass (chrome plated) shell and collet nut, nickel plated brass latch sleeve and mid pieces

**Cable Fixing** 0 - 0 mm

**Variant 2** :

			B	E	L	M	N
Mm.			20	3	26.7	3.5	24.6
In.			0.79	0.12	1.05	0.14	0.97



## PERFORMANCE DETAIL

**Insert** 2B.312 : 12 Low Voltage

**Insulator** L: PEEK

### Specifications

**Contact Type:** Solder

**Max. Matings:** 5000

**Contact Dia.:** 0.7 mm (0.028in)

**Bucket Dia.:** 0.8 mm (0.031in)

**Max. Solid** 0.34 mm<sup>2</sup> (AWG 22)

**Max. Stranded** 0.34 mm<sup>2</sup> (AWG 22)

**R (max):** 6.1 mOhm



## OTHER CHARACTERISTICS

**Shell Style/Model** Libellé

**Temp (min)** -55°C

**Temp (max)** +250°C

**Humidity (max):** <=95% [at 60 deg C /140 F]

**Vibration:** 15 g [10 Hz - 2000 Hz]

**Shock Resistance:** 100 g [ 6 ms]

**Salt Spray** >144 hr

**Climatical** 50/175/21

**Shielding (min):** 75 dB (10 MHz)

**Shielding (min):** 40 dB (1 GHz)







**IP Rating** 50



## Available Download

 [unipole\\_multipole.pdf](#)

## Related links

-  [Contact](#)
-  [Quote Request](#)
-  [Catalogs Downloads](#)
-  [Catalogs Requests](#)
-  [Sample Request](#)
-  [3D drawings](#)