

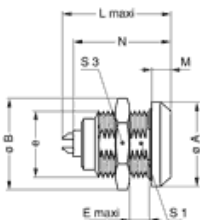


EGA.1K.303.CYM

MECHANICAL DETAILS

Shell Style Model	EG* : Fixed receptacle nut fixing
Keying	2 keys (alpha=30, plug: male contacts, receptacle: female contacts)
Housing Material	Brass (chrome plated) shell and collet nut, nickel plated brass latch sleeve and mid pieces
Cable Fixing	0 - 0 mm
Variant 2	:

	E	L	M	N	S1	S3
Mm.	9	27	4.5	25.1	14.5	19
In.	0.35	1.06	0.18	0.99	0.57	0.75



PERFORMANCE DETAIL

Insert	1K.303 : 3 Low Voltage
Insulator	Y: PEEK for crimp contacts
Specifications	
Contact Type:	Crimp
Max. Matings:	5000
Contact	40 N
Contact Dia.:	1.3 mm (0.051in)
Bucket Dia.:	1.4 mm (0.055in)
Min. Conductor:	0.5 mm ² (AWG 20)
Max. Conductor:	1 mm ² (AWG 18)
R (max):	3.6 mOhm
Extractor:	DCF.91.131.2LT
Positioner:	DCE.91.131.BVM



OTHER CHARACTERISTICS


Endurance (Shell)	Endurance (Shell):
Temp (min)	-55°C
Temp (max)	+200°C
Humidity (max):	<=95% [at 60 deg C /140 F]
Vibration:	15 g [10 Hz - 2000 Hz]
Shock Resistance:	100 g [6 ms]
Salt Spray	>144 hr
Climatical	50/175/21
Shielding (min):	95 dB (10 MHz)
Shielding (min):	80 dB (1 GHz)
IP Rating	68











EGA.1K.303.CYM

Available Download

 unipole_multipole.pdf

Related links

-  [Contact](#)
-  [Quote Request](#)
-  [Catalogs Downloads](#)
-  [Catalogs Requests](#)
-  [Sample Request](#)
-  [3D drawings](#)