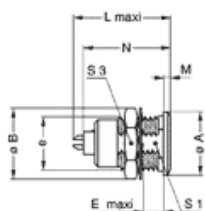


MECHANICAL DETAILS

Shell Style Model	EG* : Fixed receptacle nut fixing
Keying	2 keys (alpha=30, plug: male contacts, receptacle: female contacts)
Housing Material	Brass (chrome plated) shell and collet nut, nickel plated brass latch sleeve and mid pieces
Cable Fixing	0 - 0 mm

Variant 2 :

		A	B	E	L	M	N
Mm.		18	19.5	8.5	26.7	1.8	24.6
In.		0.71	0.77	0.33	1.05	0.07	0.97



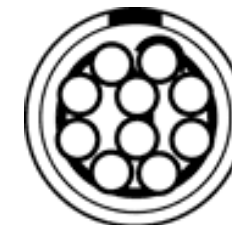
PERFORMANCE DETAIL

Insert	2B.310 : 10 Low Voltage
Insulator	L: PEEK
Specifications	
Contact Type:	Solder
Max. Matings:	5000
Contact Dia.:	0.9 mm (0.035in)
Bucket Dia.:	0.8 mm (0.031in)
Max. Solid	0.34 mm ² (AWG 22)
Max. Stranded	0.34 mm ² (AWG 22)
R (max):	4.8 mOhm



OTHER CHARACTERISTICS







Shell Style/Model	Libellé
Temp (min)	-55°C
Temp (max)	+250°C
Humidity (max):	<=95% [at 60 deg C /140 F]
Vibration:	15 g [10 Hz - 2000 Hz]
Shock Resistance:	100 g [6 ms]
Salt Spray	>144 hr
Climatical	50/175/21
Shielding (min):	75 dB (10 MHz)
Shielding (min):	40 dB (1 GHz)
IP Rating	50



Available Download

 [unipole_multipole.pdf](#)

Related links

-  [Contact](#)
-  [Quote Request](#)
-  [Catalogs Downloads](#)
-  [Catalogs Requests](#)
-  [Sample Request](#)
-  [3D drawings](#)