



Main

Commercial Status	Commercialised
Range of product	Zelio Relay
Product or component type	Solid state relay
Device short name	SSM
Number of channels	1
Network number of phases	1 phase

Complementary

Mounting support	Symmetrical DIN rail
[In] rated current	6 A
Output voltage	24...280 V AC
Control circuit voltage	18...36 V AC
Contacts type and composition	1 NO
Tightening torque	0.5...0.8 N.m for output 0.5...0.8 N.m for input
Connections - terminals	Screw terminals 1 x 0.3...1 x 2.5 mm ² for output - AWG 22...AWG 14 Screw terminals 1 x 0.3...1 x 1.5 mm ² for input - AWG 22...AWG 16
Capacitance unbalance	<= 10 pF for input/output
Insulation resistance	1000 MOhm at 500 V DC
Local signalling	LED green for input status
Switching voltage	<= 4 V AC turn-off >= 18 V AC turn-on
Input current limits	3.5...8.5 mA
Solid state output type	SCR output Random voltage switching
Load current	0.00015...6 A
Absolute maximum voltage	600 V
Surge current	<= 300 A for 20 ms <= 285 A for 16.6 ms
Voltage drop	<= 1.3 V on-state
Motor power hp	0.16 hp at 40 °C 240 V AC
Maximum I ² t for fusing	375 A ² .s for 8.33 ms at 60 Hz half cycle 410 A ² .s for 10 ms at 50 Hz half cycle
Leakage current	<= 0.1 mA off-state
DV/Dt	500 V/μs off-state at maximum voltage
Response time	20 ms turn-on 30 ms turn-off

The information provided in this documentation contains general descriptions and/or technical characteristics of the products contained herein. This documentation is not intended as a substitute for and is not to be used for determining suitability or reliability of these products for specific user applications. It is the duty of any such user or integrator to perform the appropriate and complete risk analysis, evaluation and testing of the products with respect to the relevant specific application or use thereof. Neither Schneider Electric Industries SAS nor any of its affiliates or subsidiaries shall be responsible or liable for misuse of the information contained herein. *Prices are indicative

Cos phi	>= 0.5 with maximum load
Overvoltage category	III
Width	11 mm
Height	90.3 mm
Depth	83.7 mm
Product weight	0.05 kg



Environment

Flame retardance	V0 conforming to UL 94
Dielectric strength	4 kV AC for input or output to case 4 kV AC for input/output
Pollution degree	2
Standards	IEC 61000 IEC 60950-1 IEC 62314
Product certifications	CSA RoHS UL REACH
Marking	CE
IP degree of protection	IP20
Ambient air temperature for operation	-30...80 °C
Ambient air temperature for storage	-30...100 °C

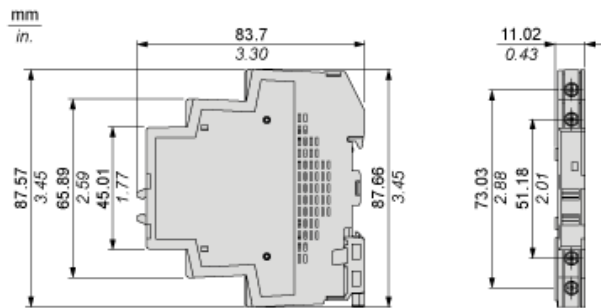
Ordering and shipping details

Category	22375 - INTERFACE MODULE(ABA,R,S)
Discount Schedule	CP2
GTIN	00785901899587
Nbr. of units in pkg.	1
Package weight(Lbs)	0.11
Returnability	N
Country of origin	MX

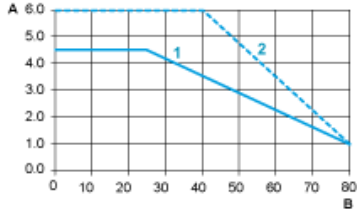
Offer Sustainability

Sustainable offer status	Green Premium product
RECh	Reference not containing SVHC above the threshold
Product environmental profile	Available  Download Product Environmental
Product end of life instructions	Available  Download End Of Life Manual

Dimensions



Derating Curves



- A : Load Current (Amperes)
- B : Ambient Temperature (°C)
- 1 : Multiple units, no minimum spacing between components
- 2 : Installed single unit, distance to adjacent components more than 11 mm