

# SSM1D212BD

solid state relay - rail mounting - input 4-32 V DC,  
output 1-60 V DC ,12A



## Main

Commercial Status	Commercialised
Range of product	Zelio Relay
Product or component type	Solid state relay
Device short name	SSM
Number of channels	1
Network number of phases	1 phase

## Complementary

Mounting support	Symmetrical DIN rail
[In] rated current	12 A
Output voltage	1...60 V DC
Control circuit voltage	4...32 V DC
Contacts type and composition	1 NO
Tightening torque	0.5...0.8 N.m for output 0.5...0.8 N.m for input
Connections - terminals	Screw terminals 1 x 0.3...1 x 2.5 mm <sup>2</sup> for output - AWG 22...AWG 14 Screw terminals 1 x 0.3...1 x 1.5 mm <sup>2</sup> for input - AWG 22...AWG 16
Capacitance unbalance	<= 10 pF for input/output
Insulation resistance	1000 MOhm at 500 V DC
Local signalling	LED green for input status
Switching voltage	<= 1 V DC turn-off >= 4 V DC turn-on
Input current limits	9...11 mA
Solid state output type	Mosfet output DC switching
Load current	0.0025...12 A
Absolute maximum voltage	60 V
Surge current	<= 60 A for 10 ms
Voltage drop	<= 0.5 V on-state
Resistance	0.045 Ohm on-state
Leakage current	<= 0.1 mA off-state
Response time	0.3 ms turn-off 0.6 ms turn-on
Overtoltage category	III
Width	18 mm
Height	90.3 mm

Depth	83.7 mm
Product weight	0.09 kg



## Environment

Flame retardance	V0 conforming to UL 94
Dielectric strength	4 kV DC for input or output to case 4 kV DC for input/output
Pollution degree	2
Standards	IEC 61000 IEC 60950-1 IEC 62314
Product certifications	CSA RoHS UL REACH
Marking	CE
IP degree of protection	IP20
Ambient air temperature for operation	-30...80 °C
Ambient air temperature for storage	-30...100 °C

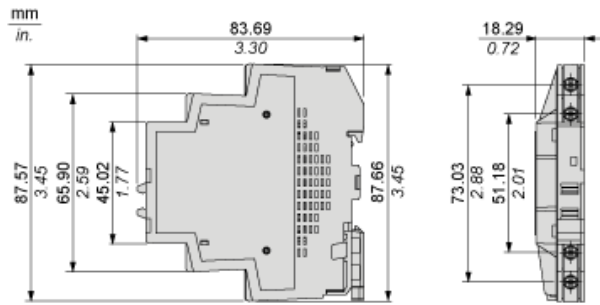
## Ordering and shipping details

Category	22375 - INTERFACE MODULE(ABA,R,S)
Discount Schedule	CP2
GTIN	00785901970880
Nbr. of units in pkg.	1
Package weight(Lbs)	0.22
Returnability	Y
Country of origin	MX

## Offer Sustainability

Sustainable offer status	Green Premium product
REACH	Reference not containing SVHC above the threshold
Product environmental profile	Available  <a href="#">Download Product Environmental</a>
Product end of life instructions	Available  <a href="#">Download End Of Life Manual</a>

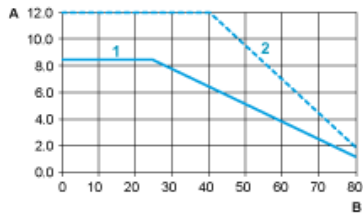
Dimensions



---

Derating Curves

---



A : Load Current (Amperes)

B : Ambient Temperature (°C)

1 : Multiple units, no minimum spacing between components

2 : Installed single unit, distance to adjacent components more than 18 mm