



Main

Commercial Status	Commercialised
Range of product	Zelio Relay
Product or component type	Solid state relay
Device short name	SSM
Number of channels	1
Network number of phases	1 phase

Complementary

Mounting support	Symmetrical DIN rail
[In] rated current	6 A
Output voltage	1...100 V DC
Control circuit voltage	4...32 V DC
Contacts type and composition	1 NO
Tightening torque	0.5...0.8 N.m for output 0.5...0.8 N.m for input
Connections - terminals	Screw terminals 1 x 0.3...1 x 2.5 mm ² for output - AWG 22...AWG 14 Screw terminals 1 x 0.3...1 x 1.5 mm ² for input - AWG 22...AWG 16
Capacitance unbalance	<= 10 pF for input/output
Insulation resistance	1000 MOhm at 500 V DC
Local signalling	LED green for input status
Switching voltage	<= 1 V DC turn-off >= 4 V DC turn-on
Input current limits	8...11 mA
Solid state output type	Mosfet output DC switching
Load current	0.0025...6 A
Absolute maximum voltage	100 V
Surge current	<= 60 A for 10 ms
Voltage drop	<= 0.6 V on-state
Resistance	0.1 Ohm on-state
Leakage current	<= 0.1 mA off-state
Response time	0.3 ms turn-off 0.6 ms turn-on
Overtoltage category	III
Width	11 mm
Height	90.3 mm

Depth	83.7 mm
Product weight	0.05 kg



Environment

Flame retardance	V0 conforming to UL 94
Dielectric strength	4 kV DC for input or output to case 4 kV DC for input/output
Pollution degree	2
Standards	IEC 61000 IEC 60950-1 IEC 62314
Product certifications	CSA RoHS UL REACH
Marking	CE
IP degree of protection	IP20
Ambient air temperature for operation	-30...80 °C
Ambient air temperature for storage	-30...100 °C

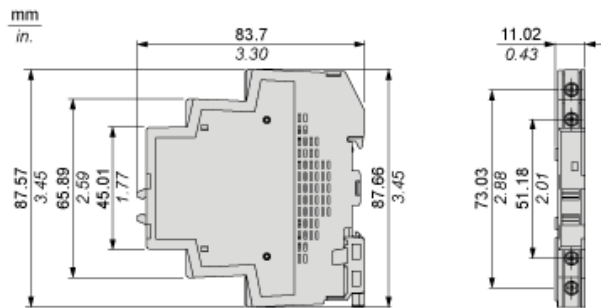
Ordering and shipping details

Category	22375 - INTERFACE MODULE(ABA,R,S)
Discount Schedule	CP2
GTIN	00785901968436
Nbr. of units in pkg.	1
Package weight(Lbs)	0.16
Returnability	Y
Country of origin	MX

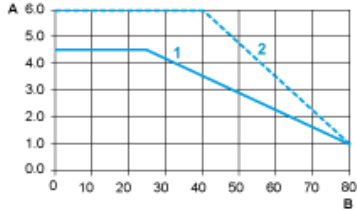
Offer Sustainability

Sustainable offer status	Green Premium product
REACH	Reference not containing SVHC above the threshold
Product environmental profile	Available  Download Product Environmental
Product end of life instructions	Available  Download End Of Life Manual

Dimensions



Derating Curves



- A : Load Current (Amperes)
- B : Ambient Temperature (°C)
- 1 : Multiple units, no minimum spacing between components
- 2 : Installed single unit, distance to adjacent components more than 11 mm