

# SSP3A225F7RT

solid state relay -panel-input 90-140VAC, output 48-530VAC,25A-Thermal Interface



## Main

Commercial Status	Commercialised
Range of product	Zelio Relay
Product or component type	Solid state relay
Provided equipment	Thermal interface
Device short name	SSP
Network number of phases	3 phases

## Complementary

Mounting support	Panel
[In] rated current	25 A
Output voltage	48...530 V AC
Control circuit voltage	90...140 V AC
Contacts type and composition	3 NO
Tightening torque	1.7...2.2 N.m for output 0.9...1.1 N.m for input
Connections - terminals	Screw terminals 1 x 1.5...1 x 10 mm <sup>2</sup> for output - AWG 16...AWG 8 Screw terminals 1 x 0.2...1 x 2.5 mm <sup>2</sup> for input - AWG 24...AWG 14
Capacitance unbalance	<= 8 pF for input/output
Insulation resistance	>= 1000 MOhm at 500 V DC
Local signalling	LED green for input status
Switching voltage	>= 90 V AC turn-on <= 10 V AC turn-off
Input current limits	7...16 mA
Solid state output type	Random voltage switching
Load current	0.1...25 A
Absolute maximum voltage	1200 V
Surge current	<= 85 A for 1 s <= 300 A for 16.6 ms <= 275 A for 20 ms
Voltage drop	<= 1.35 V on-state
Motor power kW	3.24 kW at 40 °C 530 V AC 2.22 kW at 40 °C 480 V AC 0.74 kW at 40 °C 240 V AC 0.56 kW at 40 °C 120 V AC
Motor power hp	4.4 hp at 40 °C 530 V AC 3 hp at 40 °C 480 V AC 1 hp at 40 °C 240 V AC 0.75 hp at 40 °C 120 V AC
Thermal resistance	0.24 °C/W

Maximum I <sup>2</sup> t for fusing	370 A <sup>2</sup> .s for 8.3 ms at 60 Hz half cycle 380 A <sup>2</sup> .s for 10 ms at 50 Hz half cycle
Leakage current	<= 3 mA off-state
DV/Dt	500 V/μs off-state at maximum voltage
Response time	30 ms turn-off 20 ms turn-on
Cos phi	>= 0.5 with maximum load
Overvoltage category	III
Width	101.3 mm
Height	79.7 mm
Depth	35.4 mm
Product weight	0.36 kg



## Environment

Flame retardance	V0 conforming to UL 94
Dielectric strength	4 kV AC for input or output to case 4 kV AC for input/output
Pollution degree	2
Standards	IEC 61000 IEC 60950-1 IEC 62314
Product certifications	CSA RoHS UL REACH
Marking	CE
IP degree of protection	IP20
Ambient air temperature for operation	-40...80 °C
Ambient air temperature for storage	-40...125 °C

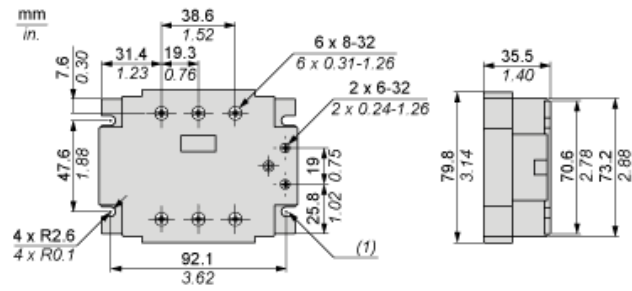
## Ordering and shipping details

Category	22375 - INTERFACE MODULE(ABA,R,S)
Discount Schedule	CP2
GTIN	00785901978190
Nbr. of units in pkg.	1
Package weight(Lbs)	0.79
Returnability	N
Country of origin	MX

## Offer Sustainability

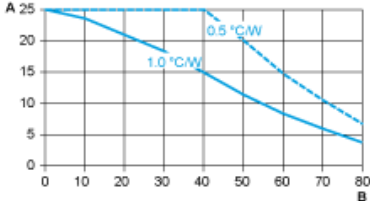
Sustainable offer status	Green Premium product
REACH	Reference not containing SVHC above the threshold
Product environmental profile	Available  <a href="#">Download Product Environmental</a>
Product end of life instructions	Available  <a href="#">Download End Of Life Manual</a>

Dimensions



(1) 4 Mounting slots

Derating Curves



A : Load Current (Amperes)  
B : Ambient Temperature (°C)