

MECHANICAL DETAILS

Shell Style Model EP* : Elbow receptacle for printed circuit (solder or screw fixing)

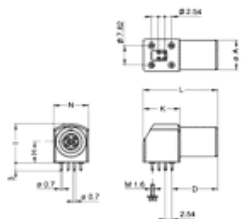
Keying 1 key (alpha=0, plug: male contacts, receptacle: female contacts)

Housing Material PPS (Polyphenylene) shell, other pieces nickel plated brass

Cable Fixing 0 - 0 mm

Variant 2 :

		A	D	H	I	K	L	N
Mm.		9	14.6	6.7	12.6	13.3	25	11.7
In.		0.35	0.57	0.26	0.50	0.52	0.98	0.46



PERFORMANCE DETAIL

Insert 0B.304/EPG : 4 Low Voltage

Insulator L: PEEK

Specifications

Contact Type: Print (straight)

Max. Matings: 5000

Contact Dia.: 0.7 mm (0.028in)

R (max): 6.1 mOhm



OTHER CHARACTERISTICS

Endurance (Shell) Endurance (Shell):

Temp (min) -55°C

Temp (max) +250°C

Humidity (max): <=95% [at 60 deg C /140 F]

Vibration: 15 g [10 Hz - 2000 Hz]

Shock Resistance: 100 g [6 ms]

Salt Spray >144 hr

Climatical 50/175/21

Shielding (min): 75 dB (10 MHz)

Shielding (min): 40 dB (1 GHz)







IP Rating 50



Available Download

 unipole_multipole.pdf

Related links

-  [Contact](#)
-  [Quote Request](#)
-  [Catalogs Downloads](#)
-  [Catalogs Requests](#)
-  [Sample Request](#)
-  [3D drawings](#)