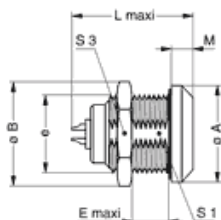


MECHANICAL DETAILS

Shell Style Model	ERA* : Fixed receptacle nut fixing
Keying	Hermaphroditic keying ("half moon" insert), plug has male pin 1
Housing Material	Brass (chrome plated) shell and collet nut, nickel plated brass latch sleeve and mid pieces
Cable Fixing	0 - 0 mm

Variant 2 :

		A	B	E	L	M	S1
Mm.		20	21.5	9	24	4.5	14.5
In.		0.79	0.85	0.35	0.94	0.18	0.57



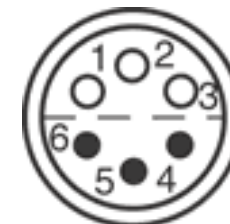
PERFORMANCE DETAIL

Insert	1E.306 : 6 Low Voltage
Insulator	L: PEEK
Specifications	
Contact Type:	Solder
Max. Matings:	5000
Contact Dia.:	0.7 mm (0.028in)
Bucket Dia.:	0.6 mm (0.024in)
Max. Solid	0.25 mm ² (AWG 24)
Max. Stranded	0.14 mm ² (AWG 26)
R (max):	6.1 mOhm



OTHER CHARACTERISTICS







Endurance (Shell)	Endurance (Shell):
Temp (min)	-55°C
Temp (max)	+200°C
Humidity (max):	<=95% [at 60 deg C /140 F]
Vibration:	15 g [10 Hz - 2000 Hz]
Shock Resistance:	100 g [6 ms]
Salt Spray	>144 hr
Climatical	50/175/21
Shielding (min):	95 dB (10 MHz)
Shielding (min):	80 dB (1 GHz)
IP Rating	68



Available Download

 [unipole_multipole.pdf](#)

Related links

-  [Contact](#)
-  [Quote Request](#)
-  [Catalogs Downloads](#)
-  [Catalogs Requests](#)
-  [Sample Request](#)
-  [3D drawings](#)