

SFP CABLE

1. PURPOSE 目的

Define the packaging specification and packaging method of SFP CABLE.

订定 SFP CABLE 产品之包装规格及包装方式。

2. APPLICABLE PRODUCT 适用范围

Product Part No.	Description
6812843-2~6	CABLE ASSY,DIRECT ATTACH SFP TO RECEPTACLE,9 POSN,AMPLIMITE
6837883-4	HARNESS, DB9 TO HSSDC 2
1902480-1~4	CABLE ASSY,PASSIVE,XFP
1979842-1~6	CABLE ASSEMBLY,4.25 Gbps,ACTIVE,SFP
1948134-1~5	CABLE ASSY, DIRECT ATTACHED SFP, 4.25 Gbps
2006989-1/2/3	CABLE ASSY,DIRECT ATTACHED SFP,INFINBAND
2006996-1/2	CABLE ASSY,DIRECT ATTACHED SFP,INFINBAND
2159112-1	SFP+ TO HSSDC2 C/A

3. PACKAGING MATERIAL 包装材料

Part Number	Usage												
	bubble bag	polybag			Inner label	Bubble pack	Shipping box				Outer label	Stack limit label	Customer label
	623880-3	1533282-3	1533282-4	623871-9	623865-4	110455-2	12110	12120-1	115216	1533040-4	623865-5	1533449-1	623126-1
6812843-2	2/1	1/1	-	-	1/1	2/30	-	1/30	-	-	1/30	1/30	2/30
6812843-3	2/1	1/1	-	-	1/1	2/30	-	1/30	-	-	1/30	1/30	2/30
6812843-4	2/1	1/1	-	-	1/1	2/30	-	1/30	-	-	1/30	1/30	2/30
6812843-5	2/1	1/1	-	-	1/1	2/30	-	1/30	-	-	1/30	1/30	2/30
6812843-6	2/1	1/1	-	-	1/1	2/30	-	1/30	-	-	1/30	1/30	2/30
6837883-4	2/1	-	1/1	-	1/1	2/10	-	1/10	-	-	1/10	1/10	1/10
1979842-1	2/1	1/1	-	-	1/1	2/30	-	1/30	-	-	1/30	-	31/30
1979842-2	2/1	-	1/1	-	1/1	2/15	-	1/15	-	-	1/15	-	16/15

DR
Sam Wu

CHK
Brent Huang

APVD
Ansin Yang

3. PACKAGING MATERIAL 包装材料

Part Number	Usage												
	bubble bag	polybag			Inner label	Bubble pack	Shipping box				Outer label	Stack limit label	Customer label
	623880-3	1533282-3	1533282-4	623871-9	623865-4	110455-2	12110	12120-1	115216	1533040-4	623865-5	1533449-1	623126-1
1979842-3	2/1	-	1/1	-	1/1	2/15	-	1/15	-	-	1/15	-	16/15
1979842-4	2/1	1/1	-	-	1/1	2/30	-	1/30	-	-	1/30	-	31/30
1979842-5	2/1	1/1	-	-	1/1	2/30	-	1/30	-	-	1/30	-	31/30
1979842-6	2/1	-	1/1	-	1/1	2/15	-	1/15	-	-	1/15	-	16/15
1902480-1	2/1	-	-	-	-	2/30	1/30	-	-	-	1/30	-	-
1902480-2	2/1	-	-	-	-	2/30	-	1/30	-	-	1/30	-	-
1902480-3	2/1	-	-	-	-	2/30	-	1/30	-	-	1/30	-	-
1902480-4	2/1	-	-	-	-	2/25	-	1/25	-	-	1/25	-	-
1948134-1	2/1	1/1	-	-	1/1	2/30	-	1/30	-	-	1/30	-	-
1948134-2	2/1	1/1	-	-	1/1	2/25	-	1/25	-	-	1/25	-	-
1948134-3	2/1	-	1/1	-	1/1	2/25	-	1/25	-	-	1/25	-	-
1948134-4	2/1	-	1/1	-	1/1	2/10	-	1/10	-	-	1/10	-	-
1948134-5	2/1	-	1/1	-	1/1	2/10	-	1/10	-	-	1/10	-	-
2006989-1	2/1	-	1/1	-	1/1	2/20	-	1/20	-	-	1/20	-	-
2006989-2	2/1	-	1/1	-	1/1	2/20	-	1/20	-	-	1/20	-	-
2006989-3	2/1	-	1/1	-	1/1	2/20	-	1/20	-	-	1/20	-	-
2006996-1	2/1	-	1/1	-	1/1	2/20	-	1/20	-	-	1/20	-	-
2006996-2	2/1	-	1/1	-	1/1	2/20	-	1/20	-	-	1/20	-	-
2159112-1	2/1	-	1/1	-	1/1	2/30	-	-	1/30	-	1/30	1/30	1/30

	Inner	Middle	Outer
LABEL	623865-4	-	623865-5/623126-1
SEALING	Heat-seal	-	Tape

4. PACKAGING QUANTITY 包装数量

	Inner	Middle	Outer
6812843-2~6 1948134-1 1979842-1/4/5 2159112-1	1 pcs/bag	-	30 pcs/box
1902480-1/2/3	-	-	30 pcs/box
1902480-4	-	-	25 pcs/box
1948134-2/3	1 pcs/bag	-	25 pcs/box
2006996-1/2 2006989-1/2/3	1 pcs/bag	-	20 pcs/box
1979842-2/3/6	1 pcs/bag	-	15 pcs/box
6837883-4	1 pcs/bag	-	10 pcs/box
1948134-4/5	1 pcs/bag	-	10 pcs/box

5. PACKING METHOD 包装方法

For 1902480-1/2/3/4:

Place package sfp of cable with two pieces of bubble bag and tie with wire tie.

用两个气泡袋将CABLE的SFP包好后并用扎带扎好。

5.1. Set up a box and secure bottom flaps with tape.

折叠好一包装箱，并用胶带封住箱的底部。

5.2. Place one piece bubble pack into the bottom of the box.

在箱底放入一块的气泡垫（气泡垫需对折后再放入箱中，气泡面朝外）。

5.3. Place 30 cables on the top of bubble pack.

将30条CABLE直接放在气泡垫的上面。

5.4. Place one piece bubble pack into the top of the cables.

在cable上面放入一块的气泡垫（气泡垫需对折后再放入箱中，气泡面朝外）。

5.5. Seal the box with tape. And place product identification label in "product id" marked on box.

用胶带封箱，在箱外印有“PRODUCT ID”标识处贴上外标签。

5. PACKING METHOD 包装方法

For others:

Only for 1979842-1~6 ;1948134-1~5 ; 6812843-2~6 ;2006989-1/2/3; 2006996-1/2;2159112-1:

Place package connectors of cable with two pieces of bubble bag and tie with wire tie.

用两个气泡袋分别将CABLE两端的边接头包好后并用扎带扎好。

Only for 6837883-4 :

Place package connectors of cable with bubble bag and tie with wire tie.

如下图1所示，分别用一个气泡袋将CABLE两端的连接头一起包好后并用扎带扎好。

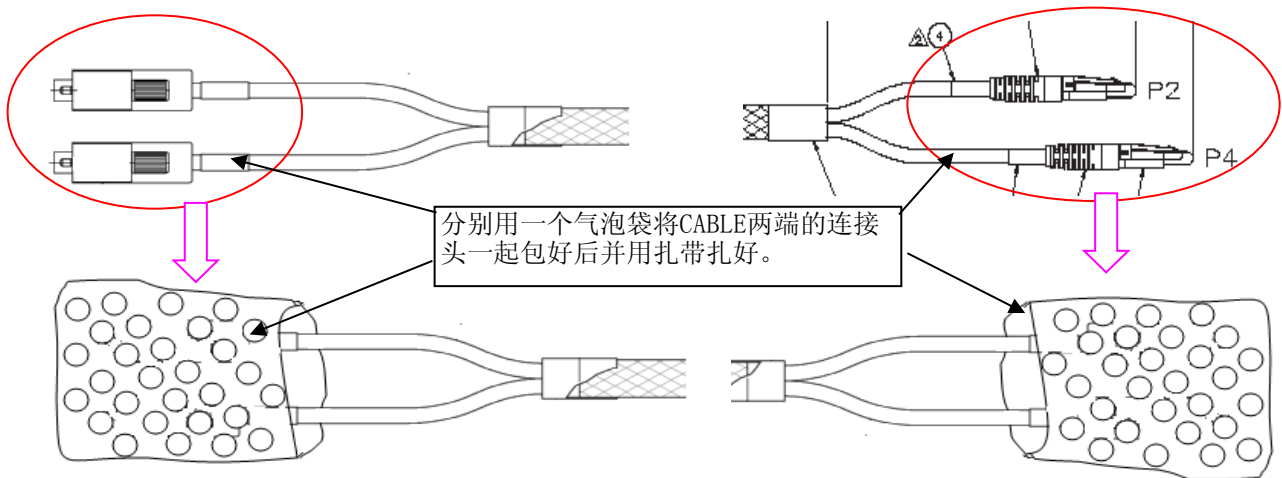


图 1

5.1. Coil cable to fit bag & place into relevant polybag and heat seal it.

盘绕适当大小尺寸(依据袋子)的CABLE后放入相应的塑料袋中并热封其开口。

Only for 1979842-1~6:

5.2.1. Place an inner label and customer label to the middle of polybag .

如下图2所示在袋子的中间贴上内标签并在内标签的右上角位置上帖一客户标签。

例如 1979842-1:

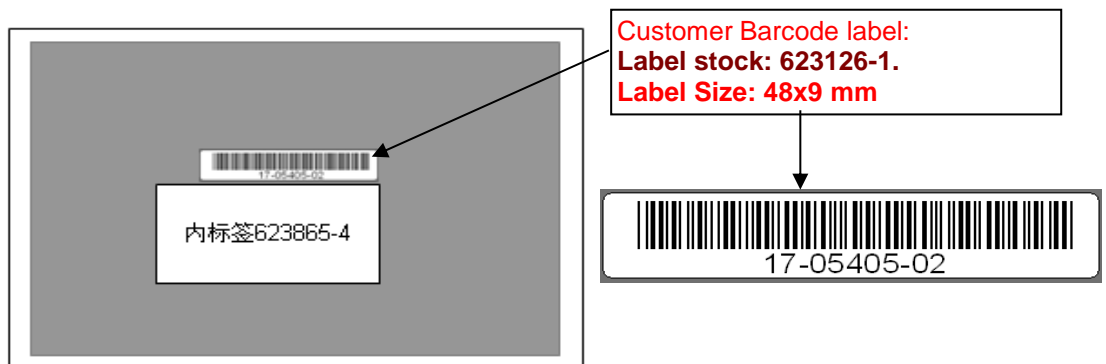


图 2

5. PACKING METHOD 包装方法

Only for 6812843-2~6; 6837883-4;2159112-1

1948134-1~5;2006989-1/2/3 & 2006996-1/2:

5.2.2. Place an inner label to the middle of polybag .

在袋子的中间贴上内标签。

5.3. Set up a box and secure bottom flaps with tape.

折叠好一包装箱，并用胶带封好箱底。

5.4. Place proper bubble pack based on 3. into the bottom of box, bubble facing down.

根据3中的用量在箱底放入适当的气泡垫，气泡面朝下。

注：1.当气泡垫的用量为双数时，上下的气泡垫的用量一样；

2.当气泡垫的用量为单数时，上面的气泡垫比下面的气泡垫多一块。

3.当用纸箱 12110 时，气泡垫需对折后再放入箱中。

5.5. Place some bags with cable base on 4. into box.

根据4中的规定将数袋CABLE放入箱中。

注：有标签的一面朝上，端子相互错开放置。

5.6. Place proper bubble pack based on 3. on the top of cables, bubble facing up.

根据3中的用量在CABLE的上面放入适当的气泡垫，气泡面朝上(注意事项同5.4.)。

5.7. Seal the box with tape. And place product identification label in "product id" marked on box.

用胶带封箱，在箱外印有“PRODUCT ID”标识处贴上外标签。

Only for 1979842-1~6:

5.8.1. Place one customer label on the right above corner of outer label.

如下图3所示在外标签的右上方贴上一客户标签。

例如 1979842-1:



图 3

5. PACKING METHOD 包装方法

Only for 6812843-2~6 & 6837883-4 & 2159112-1:

5.8.2. Place one customer label shown in "CUS. P/N:" on the right above corner of outer label.

如下图4所示在外标签的右上方贴上显示“CUS. P/N:”的客户标签。

例如：6837883-4.

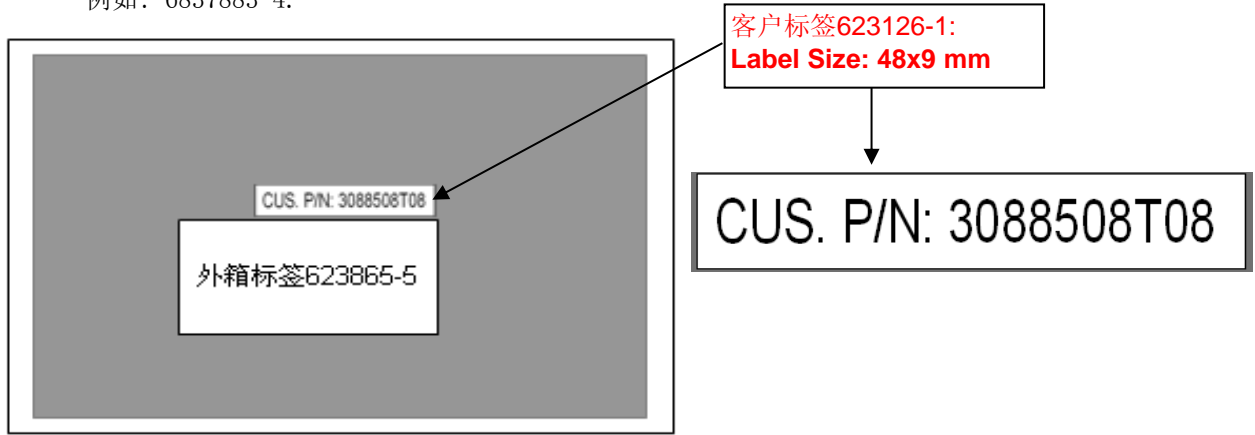


图 4

Only for 6812843-2/3/4/5/6:

5.9.2. Place another customer label shown in "po no" upon the "CUS. P/N:" customer label.

在显示"CUS. P/N:"的客户标签上面再贴一个显示"PO No."的客户标签。

Only for 6812843-2/3/4/5/6; 6837883-4; 2159112-1:

5.10. Place kraft paper label in "product id" marked side on box.

如下图5、6所示，在箱外印有“PICK/SHIP”标识的一面贴上牛皮湿水贴纸（1533449-1）。

注：对于12120-1的箱子，牛皮湿水贴纸完全覆盖箱子的TE logo；对于12140-1箱子，牛皮湿水贴纸贴在TE logo的上方。



图 5



图 6

注：牛皮湿水贴纸(1533449-1)使用方法是在背面沾些水，使其产生湿水粘性，然后贴在箱子上。