CONFIDENTIAL: THIS COPY IS PROVIDED ON A RESTRICTED BASIS AND IS NOT TO BE USED IN ANY WAY DETRIMENTAL TO THE INTERESTS OF PANCON.

SCALE	TOLERANCES UNLESS SHOWN OTHERWISE
N.T.S.	TO TWO DECIMAL PLACES ± 0.1mm TO ONE DECIMAL PLACE ± 0.2mm ANGULAR DIMENSIONS ± 1°

THIS DRAWING AND SPECIFICATIONS AND DATA CONTAINED THEREIN ARE THE EXCLUSIVE PROPERTY OF ITW ERG COMPONENTS. IT IS ISSUED IN STRICT CONFIDENCE AND SHALL NOT, WITHOUT PRIOR WRITTEN CONSENT BE COPIED, REPRODUCED OR DISCLOSED TO A THIRD PARTY. © 1991

ITW ERG COMPONENTS.

TITLE	CHANGEOVER JSC4-XX-G0 & JSC4-XX-G1 STANDARD JUMPER SWITCH	
DRG SIZE A3	DRG No. ED62000-62031	SHEET 1 OF 1

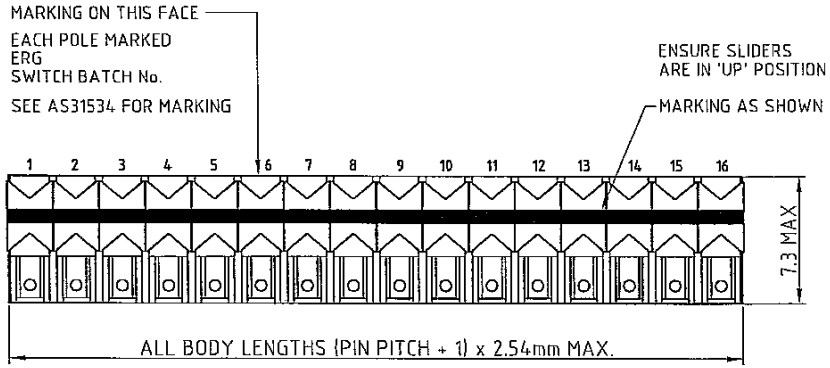

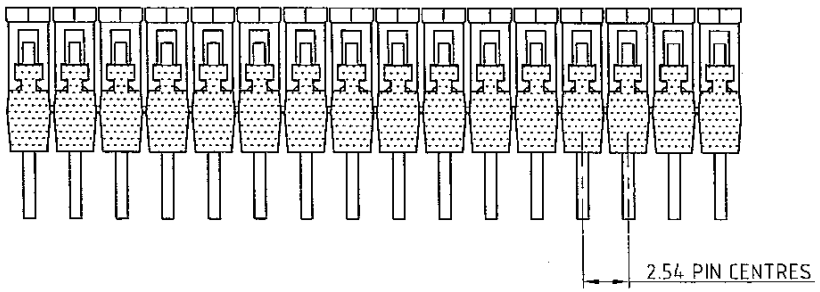

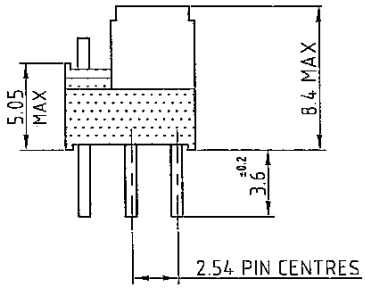

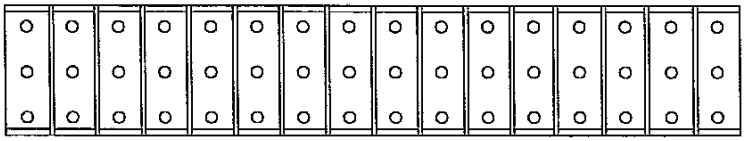

PANCON CONNECTORS
www.pancon.de / GERMANY
www.panconconnectors.com / USA

Bolingbrook, Illinois

ITW ERG JUMPER SWITCH

UNLESS OTHERWISE SPECIFIED, DIMENSIONAL TOLERANCES ARE:
(.X) ± (.XXX) ±
(.XX) ± ANGLES ±

UNLESS OTHERWISE SPECIFIED, ALL DIMENSIONS ARE GIVEN IN INCHES. THIRD ANGLE PROJECTION.

DRAWN BY	MAT'L	SCALE
KGI		---
DATE 5/15/08		DRAWING NO. KA10822 Sh. 1 OF 2
CHK'D		DWG. SIZE A

REV	DATE	BY	CHK	DESCRIPTION	CN - R	CUST	SUP

CONFIDENTIAL: THIS COPY IS PROVIDED ON A RESTRICTED BASIS AND IS NOT TO BE USED IN ANY WAY DETRIMENTAL TO THE INTERESTS OF PANCON.

0.1 µm GOLD

ED No.	STYLE	LENGTH	DESCRIPTION & PART No. HEADER PP71942	PIN PP73513	YELLOW SLIDER PP71934	CONTACT PP71926
ED62000	JSC4-01-G0	2.54	1/16	3	1	1
ED62001	JSC4-02-G0	5.08	2/16	6	2	2
ED62002	JSC4-03-G0	7.62	3/16	9	3	3
ED62003	JSC4-04-G0	10.16	4/16	12	4	4
ED62004	JSC4-05-G0	12.70	5/16	15	5	5
ED62005	JSC4-06-G0	15.24	6/16	18	6	6
ED62006	JSC4-07-G0	17.78	7/16	21	7	7
ED62007	JSC4-08-G0	20.32	8/16	24	8	8
ED62008	JSC4-09-G0	22.86	9/16	27	9	9
ED62009	JSC4-10-G0	25.40	10/16	30	10	10
ED62010	JSC4-11-G0	27.94	11/16	33	11	11
ED62011	JSC4-12-G0	30.48	12/16	36	12	12
ED62012	JSC4-13-G0	33.02	13/16	39	13	13
ED62013	JSC4-14-G0	35.56	14/16	42	14	14
ED62014	JSC4-15-G0	38.10	15/16	45	15	15
ED62015	JSC4-16-G0	40.64	1	48	16	16

1.0 µm GOLD

ED No.	STYLE	LENGTH	DESCRIPTION & PART No. HEADER PP71942	PIN PP73514	YELLOW SLIDER PP71934	CONTACT PP71984
ED62016	JSC4-01-G1	2.54	1/16	3	1	1
ED62017	JSC4-02-G1	5.08	2/16	6	2	2
ED62018	JSC4-03-G1	7.62	3/16	9	3	3
ED62019	JSC4-04-G1	10.16	4/16	12	4	4
ED62020	JSC4-05-G1	12.70	5/16	15	5	5
ED62021	JSC4-06-G1	15.24	6/16	18	6	6
ED62022	JSC4-07-G1	17.78	7/16	21	7	7
ED62023	JSC4-08-G1	20.32	8/16	24	8	8
ED62024	JSC4-09-G1	22.86	9/16	27	9	9
ED62025	JSC4-10-G1	25.40	10/16	30	10	10
ED62026	JSC4-11-G1	27.94	11/16	33	11	11
ED62027	JSC4-12-G1	30.48	12/16	36	12	12
ED62028	JSC4-13-G1	33.02	13/16	39	13	13
ED62029	JSC4-14-G1	35.56	14/16	42	14	14
ED62030	JSC4-15-G1	38.10	15/16	45	15	15
ED62031	JSC4-16-G1	40.64	1	48	16	16

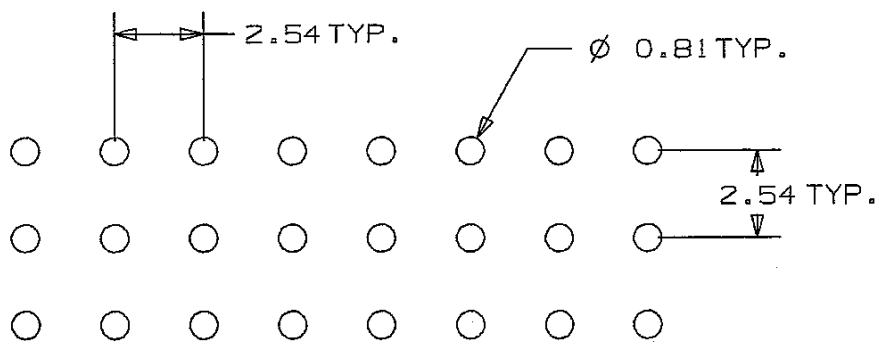

RECOMMENDED PC LAYOUT

PANCON CONNECTORS
www.pancon.de / GERMANY
www.panconconnectors.com / USA
Bolingbrook, Illinois

ITW ERG JUMPER SWITCH

UNLESS OTHERWISE SPECIFIED, DIMENSIONAL TOLERANCES ARE:
(.X) ± (.XXX) ±
(.XX) ± ANGLES ±

UNLESS OTHERWISE SPECIFIED, ALL DIMENSIONS ARE GIVEN IN INCHES. THIRD ANGLE PROJECTION.

DRAWN BY: KGI
DATE: 5/15/08
CHK'D:
MAT'L:
SCALE:
DRAWING NO.: KA10822 Sh. 2 OF 2
DWG. SIZE: A

REV	DATE	BY	CHK	DESCRIPTION	CN - R	CUST	SUP