




Flyback Transformer

For Texas Instruments UCC2809
Primary Side Controller



- Flyback transformer for 50Watt dc-to-dc fixed frequency current mode switching power supplies
- Designed to operate with 22 – 26 V input at 150 kHz
- 1500 Vrms, one minute isolation from primary to secondary

Core material Ferrite

Terminations RoHS tin-silver over tin over nickel over phos bronze. Other terminations available at additional cost.

Weight 27.1 g

Ambient temperature -40°C to +125°C

Storage temperature Component: -40°C to +125°C
Tray packaging: -40°C to +80°C

Resistance to soldering heat Max three 40 second reflows at +260°C, parts cooled to room temperature between cycles

Moisture Sensitivity Level (MSL) 1 (unlimited floor life at <30°C / 85% relative humidity)

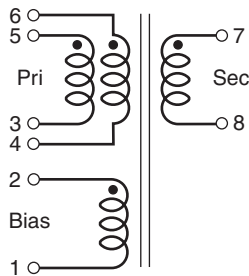
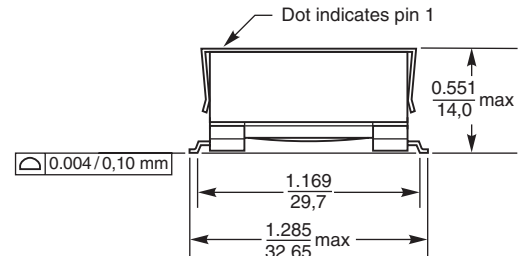
Failures in Time (FIT) / Mean Time Between Failures (MTBF)
38 per billion hours / 26,315,789 hours, calculated per Telcordia SR-332

Packaging 24 per tray

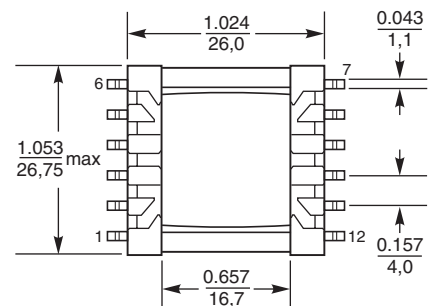
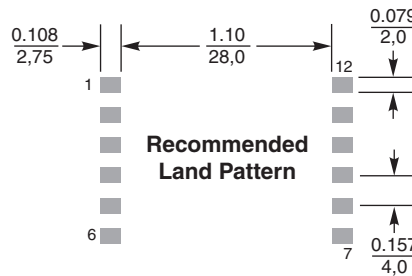
PCB washing Tested with pure water or alcohol only. For other solvents, see Doc787_PCB_Washing.pdf.

Part number	Power (W)	Inductance at 0A ¹ ±10% (µH)	Inductance at I _{pk} ² min (µH)	DCR max (Ohms) ³			Leakage inductance ⁴ max (µH)	Turns ratios ⁵		I _{pk} ² (A)	Output ⁶
				pri	sec	bias		pri:sec	pri:bias		
GA3136-BL	53	35.0	31.5	0.029	0.074	0.208	0.230	1:1.40	1:0.33	5.9	53V, 1.0A

1. Inductance is measured at 150 kHz, 0.1 Vrms.
 2. Peak primary current drawn at minimum input voltage.
 3. DCR for the primary is with the windings connected in parallel.
 4. Leakage inductance is for the primary windings connected in parallel and with the secondary winding shorted.
 5. Turns ratios are with the primary windings connected in parallel.
 6. Output is for the secondary winding. Output of the bias winding output is 12 V, 20 mA.
 7. Electrical specifications at 25°C.
- Refer to Doc 362 "Soldering Surface Mount Components" before soldering.



Primary windings to be connected in parallel on PC board.



Dimensions are in $\frac{\text{inches}}{\text{mm}}$



US +1-847-639-6400 sales@coilcraft.com
UK +44-1236-730595 sales@coilcraft-europe.com
Taiwan +886-2-2264 3646 sales@coilcraft.com.tw
China +86-21-6218 8074 sales@coilcraft.com.cn
Singapore + 65-6484 8412 sales@coilcraft.com.sg

Document 628 Revised 12/14/11

© Coilcraft Inc. 2013

This product may not be used in medical or high risk applications without prior Coilcraft approval. Specification subject to change without notice. Please check web site for latest information.