

# Analog Devices Welcomes Hittite Microwave Corporation

NO CONTENT ON THE ATTACHED DOCUMENT HAS CHANGED



**THIS PAGE INTENTIONALLY LEFT BLANK**

### Typical Applications

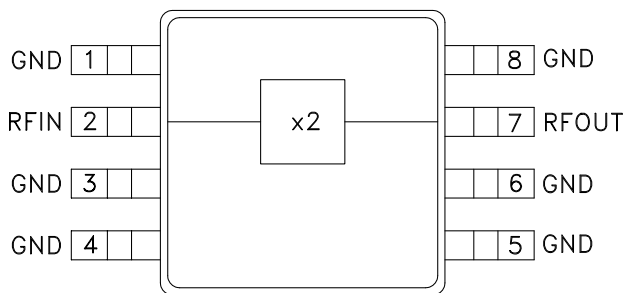
The HMC188MS8 / HMC188MS8E is suitable for:

- Wireless Local Loop
- LMDS, VSAT, and Point-to-Point Radios
- UNII & HiperLAN
- Test Equipment

### Features

- Conversion Loss: 15 dB
- Fo, 3Fo, 4Fo Isolation: 45 dB
- Input Drive Level: 10 to 20 dBm

### Functional Diagram



### General Description

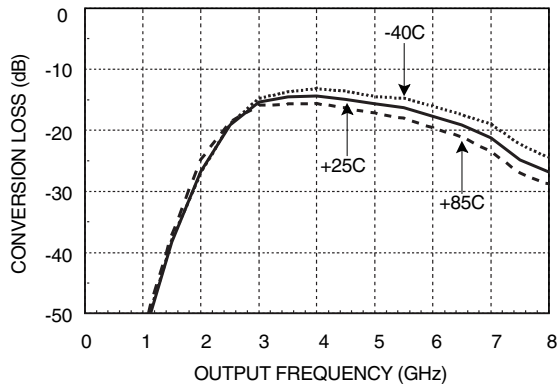
The HMC188MS8 & HMC188MS8E are miniature frequency doublers in plastic 8-lead MSOP packages. The suppression of undesired fundamental and higher order harmonics is 45 dB typical with respect to input signal levels. The doubler uses the same diode/balun technology used in Hittite MMIC mixers. The doubler is ideal for high volume applications where frequency doubling of a lower frequency is more economical than directly generating a higher frequency. The passive Schottky diode doubler technology contributes no measurable additive phase noise onto the multiplied signal.

### Electrical Specifications, $T_A = +25^\circ C$ , As a Function of Drive Level

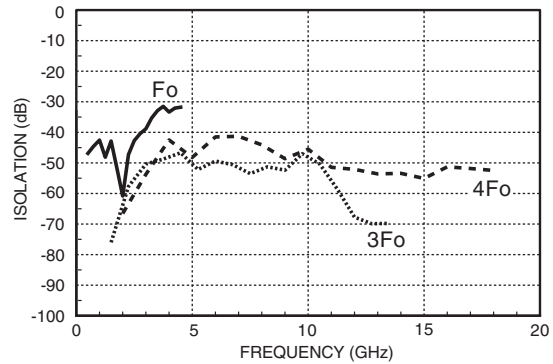
Parameter	Input = +10 dBm			Input = +15 dBm			Input = +20 dBm			Units
	Min.	Typ.	Max.	Min.	Typ.	Max.	Min.	Typ.	Max.	
Frequency Range, Input	1.75 - 2.75			1.5 - 2.5			1.25 - 3.0			GHz
Frequency Range, Output	3.5 - 5.5			3.0 - 5.0			2.5 - 6.0			GHz
Conversion Loss		19	22		15	18		16	19	dB
FO Isolation (with respect to input level)				35	45					dB
3FO Isolation (with respect to input level)				43	50					dB
4FO Isolation (with respect to input level)				38	45					dB

## GaAs MMIC SMT PASSIVE FREQUENCY DOUBLER, 1.25 - 3.0 GHz INPUT

**Conversion Loss @ +15 dBm Drive Level**

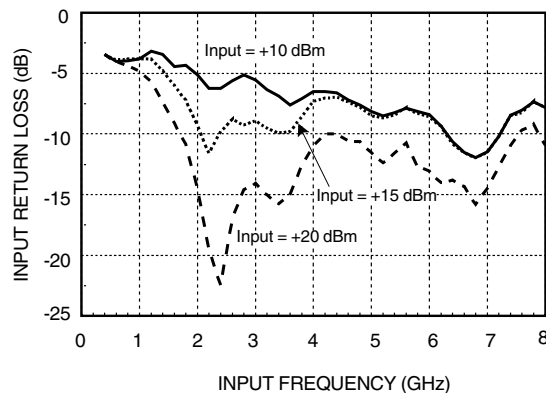


**Isolation @ +15 dBm Drive Level\***

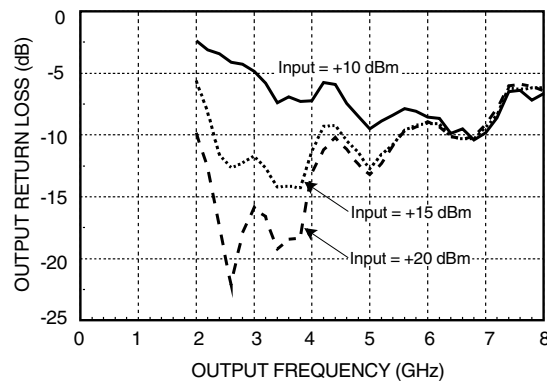


\*With respect to input level

**Input Return Loss vs. Drive Level**

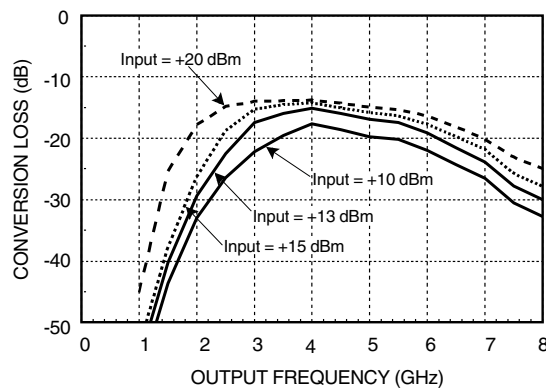


**Output Return Loss vs. Drive Level**



Note: Output return loss measured at 2fo, with +10dBm, +15 dBm, and +20 dBm drive levels on input of doubler.

**Conversion Loss vs. Drive Level**



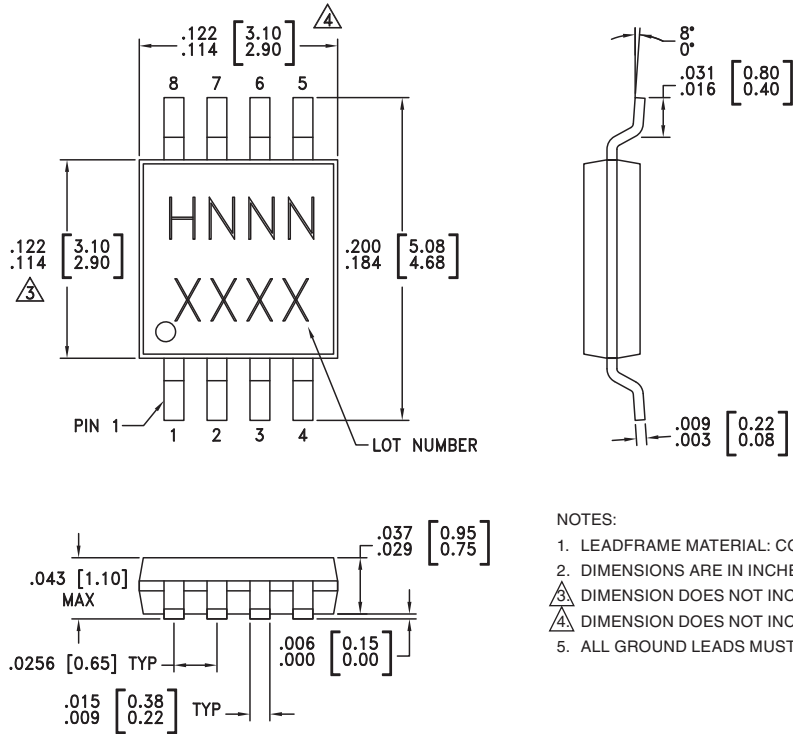
### Absolute Maximum Ratings

Input Drive	+27 dBm
Storage Temperature	-65 to +150 °C
Operating Temperature	-40 to +85 °C
ESD Sensitivity (HBM)	Class 1A



ELECTROSTATIC SENSITIVE DEVICE  
OBSERVE HANDLING PRECAUTIONS

### Outline Drawing




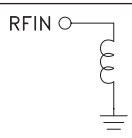
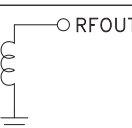
- NOTES:
1. LEADFRAME MATERIAL: COPPER ALLOY
  2. DIMENSIONS ARE IN INCHES [MILLIMETERS].
  - △ DIMENSION DOES NOT INCLUDE MOLDFLASH OF 0.15mm PER SIDE.
  - △ DIMENSION DOES NOT INCLUDE MOLDFLASH OF 0.25mm PER SIDE.
  5. ALL GROUND LEADS MUST BE SOLDERED TO PCB RF GROUND.

### Package Information

Part Number	Package Body Material	Lead Finish	MSL Rating	Package Marking <sup>[3]</sup>
HMC188MS8	Low Stress Injection Molded Plastic	Sn/Pb Solder	MSL1 <sup>[1]</sup>	H188 XXXX
HMC188MS8E	RoHS-compliant Low Stress Injection Molded Plastic	100% matte Sn	MSL1 <sup>[2]</sup>	H188 XXXX

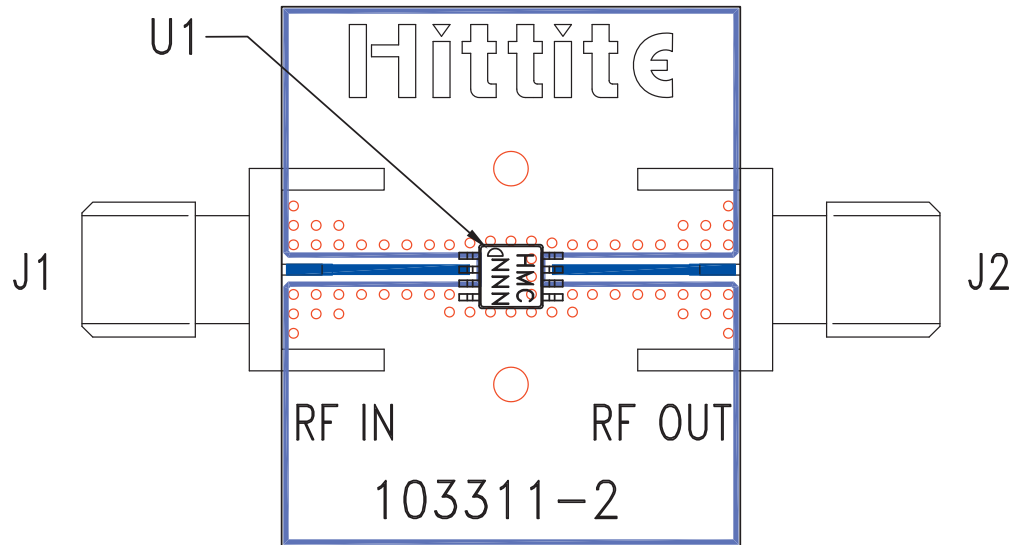
[1] Max peak reflow temperature of 235 °C  
 [2] Max peak reflow temperature of 260 °C  
 [3] 4-Digit lot number XXXX

### Pin Description

Pin Number	Function	Description	Interface Schematic
1, 3 - 6, 8	GND	All ground leads must be soldered to PCB RF/DC ground.	
2	RFIN	Pin is DC coupled and matched to 50 Ohms from 1.25 to 3.0 GHz	
7	RFOUT	Pin is DC coupled and matched to 50 Ohms from 2.5 to 6.0 GHz	



**Evaluation PCB**



**List of Materials for Evaluation PCB 103313 [1]**

Item	Description
J1 - J3	PCB Mount SMA Connector
C1	1,000 pF Capacitor, 0603 Pkg.
U1	HMC188MS8 / HMC188MS8E x4 Active Multiplier
PCB [2]	104610 Eval Board

[1] Reference this number when ordering complete evaluation PCB

[2] Circuit Board Material: Rogers 4350

The circuit board used in the final application should be generated with proper RF circuit design techniques. Signal lines should have 50 ohm impedance while the package ground leads and exposed paddle should be connected directly to the ground plane similar to that shown. The evaluation circuit board shown is available from Hittite upon request.