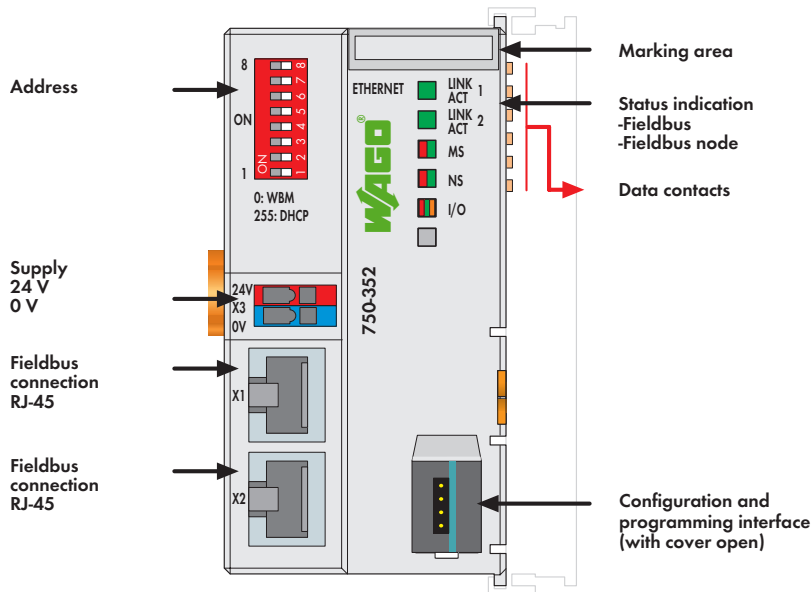


ETHERNET Fieldbus Coupler

10/100 Mbit/s; digital and analog signals



The 750-352 ETHERNET Fieldbus Coupler connects ETHERNET to the modular WAGO-I/O-SYSTEM.

The fieldbus coupler automatically configures, creating a local process image which may include analog, digital or specialty modules. Analog and specialty module data is sent via words and/or bytes; digital data is sent bit by bit.


Two ETHERNET interfaces and an integrated switch allow the fieldbus to be wired in a line topology. This eliminates additional network devices such as switches or hubs. Both interfaces support Auto-Negotiation and Auto-MDI(X).

The DIP switch configures the last byte of the IP address and may be used for IP address assignment (DHCP, BootP, static).

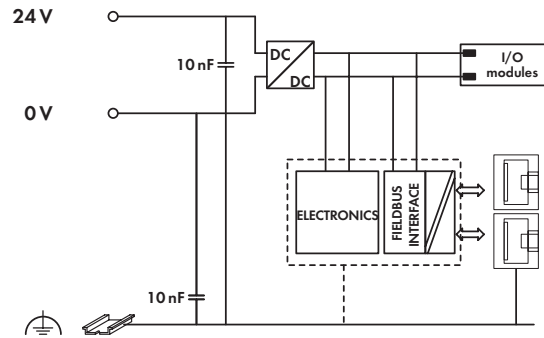
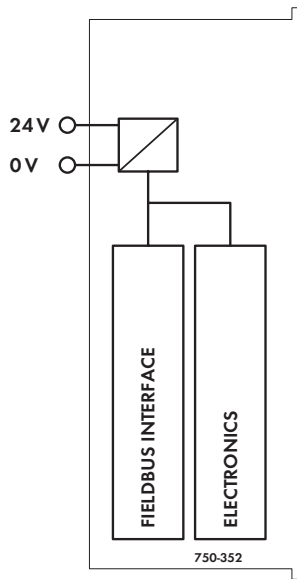
The coupler is designed for fieldbus communication in both Ethernet/IP and MODBUS networks. It also supports a wide variety of standard ETHERNET protocols (e.g., HTTP, BootP, DHCP, DNS, SNMP, FTP).

An integrated Web server provides configuration and status information to the coupler.

The coupler has an integrated supply terminal for the system voltage. The field power jumper contacts are supplied via a separate supply module.

Description	Item No.	Pack. Unit
ETHERNET Coupler	750-352	1
Accessories		
Miniature WSB Quick marking system		
	plain	248-501
	with marking	see pages 352 ... 353
Approvals		
Also see "Approvals Overview" in Section 1		
Conformity marking	CE	
Shipbuilding	ABS, DNV, GL, KR	
UL 508		

System Data	
No. of couplers connected to Master	limited by ETHERNET specification
Transmission medium	Twisted Pair S-UTP
	100 Ω, Cat 5;
	Max. line length: 100 m
Baud rate	10/100 Mbit/s
Transmission performance	Class D acc. to EN 50173
Buscoupler connection	2 x RJ-45
Protocols	EtherNet/IP, MODBUS/TCP (UDP), HTTP, BootP, DHCP, DNS, FTP, SNMP



Technical Data

Number of I/O modules with bus extension	64 250
Fieldbus	
Max. input process image	1020 words
Max. output process image	1020 words
Configuration	via PC
Power supply	24 V DC (-25 % ... +30 %)
Input current typ. at rated load (24 V)	280 mA
Efficiency of the power supply (typ.) at nominal load (24 V)	90 %
Internal current consumption (5 V)	450 mA
Total current for I/O modules (5 V)	700 mA
Isolation	500 V system/supply

General Specifications

Operating temperature	0 °C ... +55 °C
Wire connection	CAGE CLAMP®
Cross sections	0.08 mm ² ... 1.5 mm ² / AWG 28 ... 14
Stripped lengths	5 ... 6 mm / 0.22 in
Dimensions (mm) W x H x L	50 x 65 x 97
	Height from upper-edge of DIN 35 rail
Weight	112 g
Storage temperature	-25 °C ... +85 °C
Relative air humidity (no condensation)	95 %
Vibration resistance	acc. to IEC 60068-2-6
Shock resistance	acc. to IEC 60068-2-27
Degree of protection	IP20
EMC: CE - immunity to interference	acc. to EN 61000-6-2 (2005)
EMC: CE - emission of interference	acc. to EN 61000-6-3 (2007)
EMC: marine applications	
- immunity to interference	acc. to Germanischer Lloyd (2003)
EMC: marine applications	
- emission of interference	acc. to Germanischer Lloyd (2003)