

Data Sheet

Total Power: 20 W
Input Voltage: 24 or 48 V
of Outputs: Single and Dual

SPECIAL FEATURES

- Package size 1.0" x 1.0" x 0.4"
- Ultra-wide 4:1 input range:
9 - 36 V_{in}, 18 - 75 V_{in}
- Very high efficiency up to 90%
- Operating temperature range:
-40 °C to +85 °C
- Output voltage adjustable
- I/O isolation voltage 1500 VDC
- Remote ON/OFF control
- Metal case with isolated baseplate
- CSA/UL/IEC/EN 60950-1 Safety Approval

SAFETY

- cUL/UL 60950-1
- IEC/EN 60950-1



Electrical Specifications

Input	
Input range:	9 - 36 Vdc, 18 - 75 Vdc
Efficiency:	89% @ 12 V _o
Output	
Voltage tolerance:	±1.0%
Line regulation:	±0.2% for single output, ±0.5% for dual output
Load regulation:	±0.2% for 12 V, 15 V and 24 V, ±0.5% for 3.3 V and 5 V. ±1.0% for dual output
Noise/ripple:	3.3 V and 5 V Models: 75 mV; 12 V and 15 V Models: 100 mV; 24 V Models: 150 mV; Dual Output Models: 100 mV
Overload protection:	150% typ of I _{o max} , hiccup
Short circuit protection:	Hiccup mode
Switching frequency	330 KHz
Isolation	
I/O isolation:	I/O: 1500 Vdc
Insulation resistance:	1000 Mohm
Insulation capacitance:	1500 pF

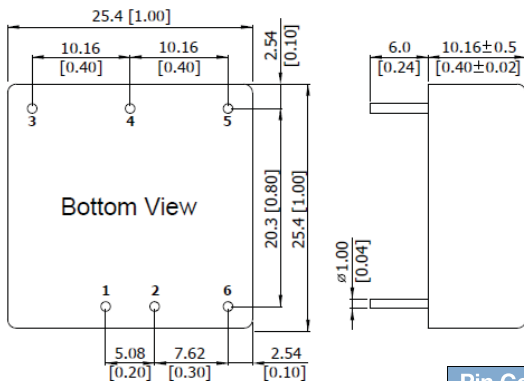
Environmental Specifications

Operating ambient temperature range:	-40 °C to +85 °C
Storage temperature:	-50 °C to +125 °C
Humidity:	5% to 95% non-condensing
MTBF:	346 Khrs calculated

Ordering Information

Part Number	Input Voltage	Output Voltage	Output Current	Efficiency	Power
AXA04F18-L	9 - 36 Vdc	3 V3	4.5 A	87%	15 W
AXA04A18-L	9 - 36 Vdc	5 V	4 A	89%	20 W
AXA01B18-L	9 - 36 Vdc	12 V	1.67 A	89%	20 W
AXA01C18-L	9 - 36 Vdc	15 V	1.33 A	89%	20 W
AXA00H18-L	9 - 36 Vdc	24 V	0.835 A	88%	20 W
AXA00BB18-L	9 - 36 Vdc	±12 V	±0.835 A	89%	20 W
AXA00CC18-L	9 - 36 Vdc	±15 V	±0.67 A	89%	20 W
AXA04F36-L	18 - 75 Vdc	3 V3	4.5 A	88%	15 W
AXA04A36-L	18 - 75 Vdc	5 V	4 A	89%	20 W
AXA01B36-L	18 - 75 Vdc	12 V	1.67 A	89%	20 W
AXA01C36-L	18 - 75 Vdc	15 V	1.33 A	89%	20 W
AXA00H36-L	18 - 75 Vdc	24 V	0.835 A	88%	20 W
AXA00BB36-L	18 - 75 Vdc	±12 V	±0.835 A	89%	20 W
AXA00CC36-L	18 - 75 Vdc	±15 V	±0.67 A	89%	20 W

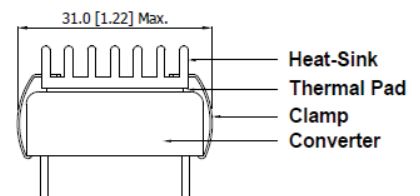
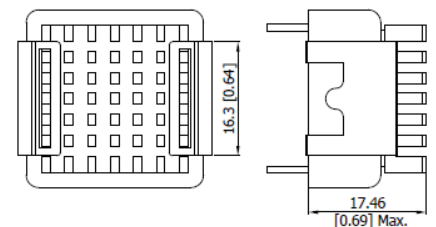
Mechanical Dimensions



- All dimensions in mm (inches)
- Tolerance: X.X±0.25 (X.XX±0.01)
X.XX±0.13 (X.XXX±0.005)
- Pin diameter $\varnothing 1.0 \pm 0.05$ (0.04±0.002)

Pin Connections		
Pin	Single Output	Dual Output
1	+Vin	+Vin
2	-Vin	-Vin
3	+Vout	+Vout
4	Trim	Common
5	-Vout	-Vout
6	Remote On/Off	Remote On/Off

Heatsink (Option -HS)



WORLDWIDE OFFICES

Americas

2900 S.Diablo Way
Tempe, AZ 85282
USA
+1 888 412 7832

Europe (UK)

Waterfront Business Park
Merry Hill, Dudley
West Midlands, DY5 1LX
United Kingdom
+44 (0) 1384 842 211

Asia (HK)

14/F, Lu Plaza
2 Wing Yip Street
Kwun Tong, Kowloon
Hong Kong
+852 2176 3333

ARTESYN
EMBEDDED TECHNOLOGIES

www.artesyn.com

While every precaution has been taken to ensure accuracy and completeness in this literature, Artesyn Embedded Technologies assumes no responsibility, and disclaims all liability for damages resulting from use of this information or for any errors or omissions. Artesyn Embedded Technologies, Artesyn and the Artesyn Embedded Technologies logo are trademarks and service marks of Artesyn Embedded Technologies, Inc. All other names and logos referred to are trade names, trademarks, or registered trademarks of their respective owners. © 2014 Artesyn Embedded Technologies, Inc.

For more information: www.artesyn.com/power
For support: productsupport.ep@artesyn.com