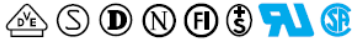


IEC Connectors & NEMA Receptacles



10A 250Vac

UL CSA 10A 250Vac UL 65°C

Terminal data shown at section end

For stock availability & additional options call the factory

To order:







State type number, connector terminal code, switch terminal code (if applicable), and for snap-in items, the panel thickness. Stocked items are for 1.0mm panels

0717-1S Q T 1.0mm

TYPE TERMINAL (connector) TERMINAL (switch) PANEL thickness

DIMENSIONS (mm)

View below is at Y

TYPE	TERMINAL
0717-1-P  Fused Inlet 5x20 <i>Factory product</i>	S 2.5 Solder LS 2.8 Solder Q 4.8 Tab W 6.3 Tab
0717-1S State "Non Lit"  Switched Fused Inlet 5x20 <i>Factory product</i>	Q 4.8 Solder Connector T 4.8 Solder Switch
0717-1S State "Lit"  Switched Fused Inlet 5x20 <i>Factory product</i>	Q 4.8 Solder Connector T 4.8 Solder Switch
0717-C  Fused Inlet 5x20 <i>Factory product</i>	S 2.5 Solder LS 2.8 Solder Q 4.8 Tab W 6.3 Tab
0717-2-C (2k min order)  Double Fused Inlet 5x20 <i>Factory product</i>	S 2.5 Solder LS 2.8 Solder Q 4.8 Tab W 6.3 Tab
0717-2-P (2k min order)  Double Fused Inlet 5x20 <i>Factory product</i>	S 2.5 Solder LS 2.8 Solder Q 4.8 Tab W 6.3 Tab

