

**ID30C-8/ID30C-16/  
ID30CT**  
Medium-Power  
Compression Drivers



## General Product Description

The ID30C-8, ID30C-16 and ID30CT are heavy-duty compression drivers for use in medium-power public address installations.

The drivers employ rugged phenolic diaphragms, 1.5-inch diameter voice coils and “rim centered” ferrite magnet structures for long life and reliability under extreme operating conditions.

A hinged cyclac rear housing for easy access and connection to a sound system, via a BX conduit connector, is provided together with a plug-in, field-replaceable diaphragm assembly.

The transformer model (ID30CT) includes connections for 25-V and 70-V distributed systems.

The exterior parts are injection-molded from polycarbonate, and all metal parts have been tropicalized for resistance to high humidity and fungus.

Ideal for both indoor and outdoor applications, these drivers are well suited for any installation requiring rugged, medium-power performance.

## Architects’ and Engineers’ Specifications

The loudspeaker(s) shall be of the compression-driver type utilizing a rugged phenolic diaphragm and a high-temperature rated, 1.5-in. diameter voice coil.

The loudspeaker(s) shall exhibit essentially flat power response from 300 to 4,000 Hz with a smoothly rolled-off response beyond. Their sensitivity, when mounted on a PH horn, will be 107 dB (1 W/1 m) with a 500- to 5,000-Hz pink-noise signal applied.

The loudspeaker(s) shall be capable of handling a 30-watt, 500- to 5,000-Hz pink-noise signal with a 6-dB crest factor for a period of eight hours.

The loudspeaker(s) shall have a diameter of 10.6 cm (4.2 in.) and a depth of 13.2 cm (5.2 in.). They shall have a 2.41 cm (0.95 in.) throat opening with a 1 3/8-18 thread for mounting.

The loudspeaker shall be the ID30CT, which includes a 70-V/25-V line-matching transformer (see Table III) and weighs no more than 2.1 kg (4.5 lb), and the ID30C8, which has a nominal impedance of 8 ohms (or ID30C-16 with 16-ohm impedance) and weighs no more than 1.6 kg (3.5 lb).



 University Sound® Series

## Technical Specifications:

Frequency Response:	300-4,000 Hz, $\pm 5$ dB
Power Handling, 8 hours, 6-dB crest factor:	30 watts (500- to 5,000-Hz pink noise)
Impedance, Nominal:	
ID30C-8	8 ohms
ID30C-16	16 ohms
Impedance, Minimum, on Cobreflex Horns, Above 500 Hz:	
ID30C-8	7.5 ohms (850 Hz),
ID30C-16	14 ohms (850 Hz),
Sound Pressure Level at 1 Meter, 1 Watt Input Average, Pink Noise Band-Limited from 500 to 5,000 Hz:	See Table I
Voice-Coil Diameter:	3.81 cm (1.5 in.)
Magnet Weight:	0.28 kg (0.63 lb)
Magnet Material:	Strontium ferrite
Flux Density:	1.00 Tesla
Construction:	Rugged weatherproof finish for outdoor use
Recommended Horns:	Cobreflex IIB and Cobreflex III
Dimensions,	
Diameter:	10.6 cm (4.2 in.)
Height:	13.2 cm (5.2 in.)
Net Weight,	
ID30C-8/-16:	1.6 kg (3.5 lb)
ID30CT:	2.1 kg (4.5 lb)
Shipping Weight,	
ID30C-8/-16:	1.8 kg (4.0 lb)
ID30CT:	2.3 kg (5.1 lb)

# Installation

Remove the plastic cap from the threaded throat of the driver and screw the driver into the horn until firmly seated.

Install the horn/driver assembly in intended location, referring to the instructions provided with the horn.

Remove the three screws from the rear of the driver housing and open the housing for access to the wiring.

Loosen the gland nut in the side of the driver housing enough to admit the loudspeaker wire/cable. Alternately, a 1/2-inch conduit fitting can be substituted for the gland nut. However, the sealing washer must be retained.

For the ID30CT, connect the loudspeaker wires to the "com" terminal and the appropriate line terminal (25 V or 70 V). For the ID30C-8/-16, connect to the + and - loudspeaker wire using wire nuts.

Tighten the gland nut securely and reassemble the rear housing by replacing the screws and tightening securely.

## Transformer Model (ID30CT)

A transformer is installed in the base of the rear housing. Color coding for the transformer is listed in Table II. Transformer wiring with respect to Table II is illustrated by Figure 5.

## Low-Frequency Driver Protection

When frequencies below the low-frequency cutoff for the horn assembly are fed to the driver, excessive current may be drawn by the driver. For protection of driver, amplifier, and transformer (if driver with built-in transformer is used), capacitor(s) in series with driver, or transformer primary are recommended. Table I indicates recommended values. The values shown are for 200 Hz.

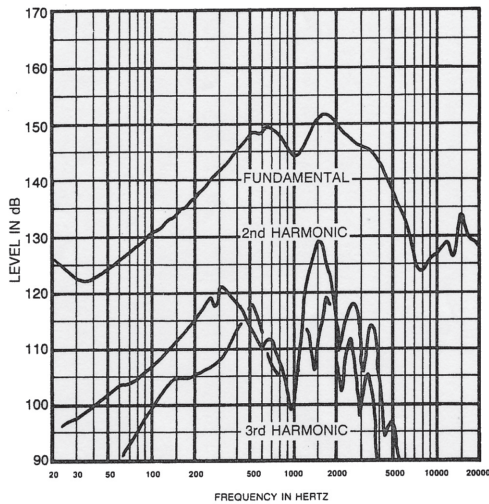


Figure 1. Distortion Response - Plane Wave Tube (1", 3-Watt Input)

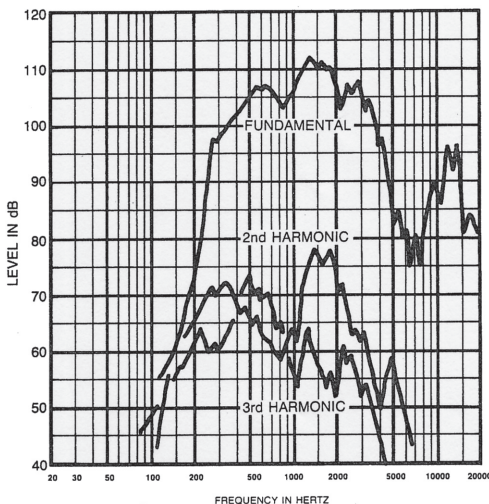


Figure 2. Distortion Response - Cobreflex III Horn (1-Watt/1 Meter)

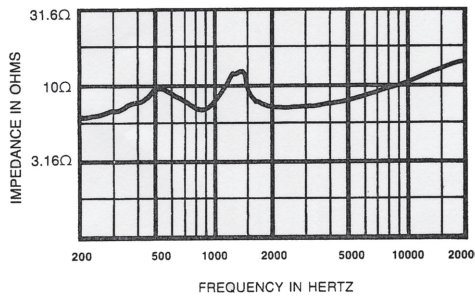


Figure 3. Impedance Response - Plane Wave Tube (1")

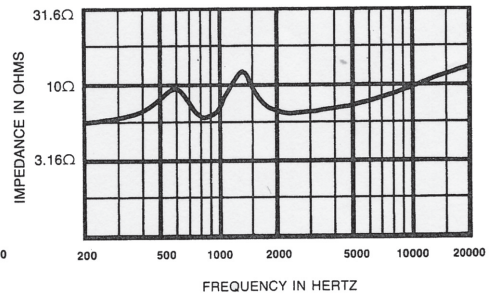


Figure 4. Impedance Response - Cobreflex III Horn

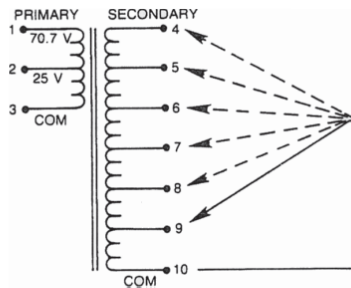


Figure 5. Transformer Wiring

Horn	SPL for 1W@1M
Cobreflex IIB	106 dB
Cobreflex III	106 dB

Table I. Sound Pressure Level for ID30 with Various Horns

	Wire Color	Function
Primary	Black	70.7V Speaker System
	Red	25V Speaker System
	White	Common for Speaker System
Secondary	Purple	30W Power Tap
	Blue	15W Power Tap
	Green	10W Power Tap
	Orange	5W Power Tap
	Brown	2.5W Power Tap
	Yellow	1.25W Power Tap
	Gray	Common for Transformer

Table II. Line Transformer

Power	70-Volt Lines		25-Volt Lines	
	Impedance	Capacitance	Impedance	Capacitance
30 W	167 ohms	5 mf	21 ohms	40 mf
15 W	335 ohms	2 mf	42 ohms	20 mf
10 W	500 ohms	1.3 mf	63 ohms	13 mf
5 W	1,000 ohms	0.7 mf	125 ohms	7 mf
2.5 W	2,000 ohms	0.4 mf	250 ohms	4 mf
1.25 W	4,000 ohms	0.2 mf	500 ohms	2 mf

Table III. Series Protection Capacitors for 200 Hz and Below



12000 Portland Avenue South, Burnsville, MN 55337

Phone: 952/884-4051, Fax: 952/884-0043

www.electrovoice.com

© Telex Communications, Inc. 9/2003

Part Number 38109-854 Rev. B

U.S.A. and Canada only. For customer orders, contact Customer Service at:

800/392-3497 Fax: 800/955-6831

Europe, Africa, and Middle East only. For customer orders, contact Customer Service at:

+ 49 9421-706 0 Fax: + 49 9421-706 265

Other International locations. For customer orders, contact Customer Service at:

+ 1 952 884-4051 Fax: + 1 952 736-4212

For warranty repair or service information, contact the Service Repair department at:

800/685-2606

For technical assistance, contact Technical Support at: 866/78AUDIO

Specifications subject to change without notice.