

D Subminiature Metal Backshell Straight Exit

The new Cannon Metal Backshells D*FM series for D-Subminiature Connectors offers protection from magnetic and radio interferences to cable assemblies.

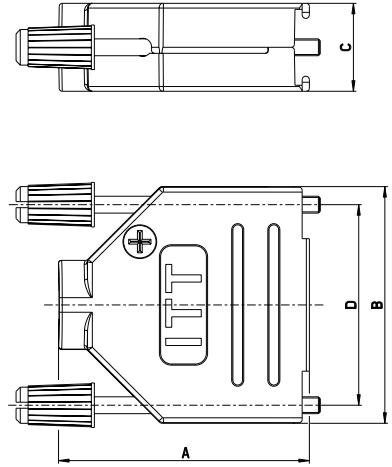
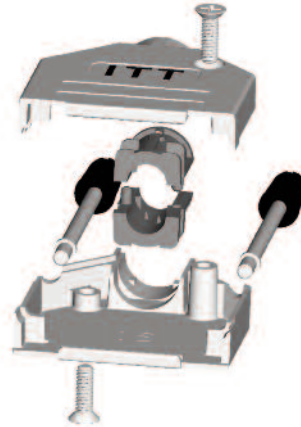


This backshell series is characterized by simple assembly and fit for industrial and telecom applications.

Product Features:

- No crimp ferrule tooling needed
- Material: Zinc, blue chromated
- Unique metal filled plastic cable strain relief guarantees 360° shielding
- RoHS compliant
- -40 - +120°C temperature range
- Corrosion resistant

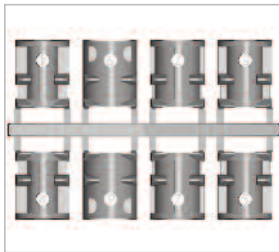
Size 15



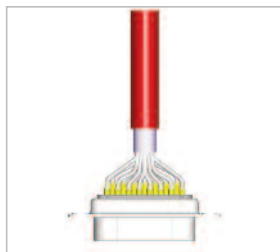
Part Description With #4-40 UNC Jackscrew	Part Description With M3 Jackscrew	Shell Size	A	B	C	D	Cable Diameter
DEFME-101	DEFMX-101	Size 9	39,55mm [1,555inch]	31,3mm [1,232inch]	14,6mm [0,575inch]	25,0mm [0,984inch]	4 - 9mm
DAFME-101	DAFMX-101	Size 15	41,7mm [1,642inch]	39,3mm [1,547inch]	14,6mm [0,575inch]	33,3mm [1,311inch]	4 - 9mm
DBFME-101	DBFMX-101	Size 25	49,0mm [1,929inch]	53,5mm [2,106inch]	14,6mm [0,575inch]	47,0mm [1,850inch]	4 - 9mm
DCFME-101	DCFMX-101	Size 37	53,3mm [1,098inch]	69,7mm [2,744inch]	14,6mm [0,575inch]	63,5mm [2,500inch]	4 - 9mm

Kit consists of 1 front shell, 1 rear shell, 4 strain reliefs, 2 mounting crosshead screws, and 2 jack screws.

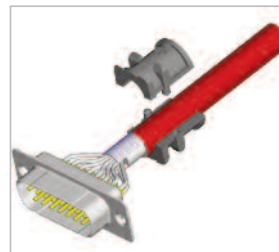
Assembly instructions Size 9, 15, 25, 37



Use two halves of strain relief (different sizes can be mixed)




Strip cable 18mm and shape cable to two pigtails




Attach the strain relief around the cable



Bend cable shielding back on outside of strain relief

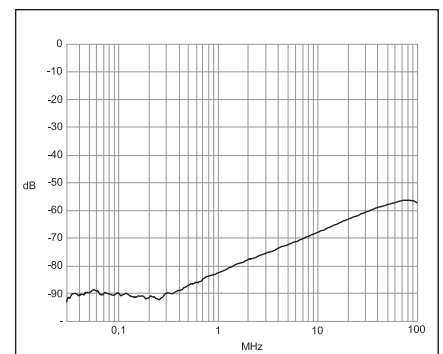


Mount connector and cable into the backshell



Assemble the other half (screwing force: 100-120 Ncm)

Attenuation curve



Dimensions shown in mm (inch)
Specifications and dimensions subject to change

www.ittcannon.com

