

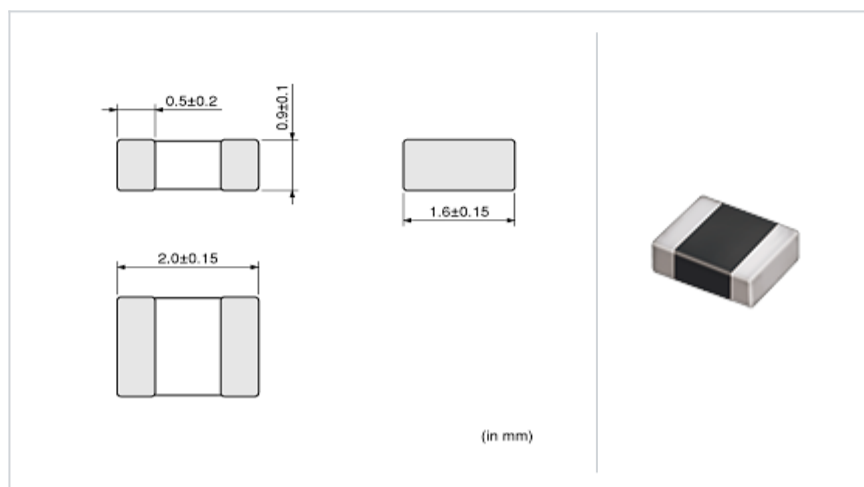
LQM2MPN1R0NG0#

" # " indicates a package specification code.

Available **General** 125°C Multi-layer Thickness 1.0mm max. Reflow OK Flow OK RoHS

< List of part numbers with package codes >
LQM2MPN1R0NG0L , LQM2MPN1R0NG0B

Shape



L size	2.0 ± 0.15mm
W size	1.6 ± 0.15mm
T size	0.9 ± 0.1mm
Size code in inch (mm)	0806 (2016)

Specifications

Inductance	1.0μH ± 30%
Inductance test frequency	1MHz
Rated current (Itemp) (Based on Temperature rise)	1.4mA(Ambient temperature 85) 1.0A(Ambient temperature 125)
Max. of DC resistance	0.107
Avg. of DC resistance	0.085 (typ.)
Self resonance frequency (min.)	60MHz
Operating temperature range	-55 ~ 125
Class of magnetic shield	Magnetic shield of ferrite

Notes

In operating temperature exceeding +85 , derating of current is necessary for LQM2MPN_G0 series.
Please apply the derating curve shown in chart according to the operating temperature.
Please confirm the below "Notice (Rating)".
When applied Rated current to the Products, temperature rise caused by self-generated heat shall be limited to 40 max.

References

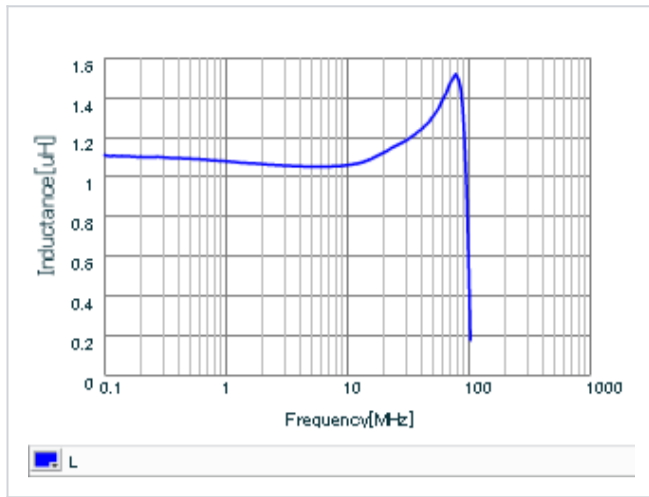
Packaging code	Specifications	Minimum quantity
L	180mm Embossed taping	3000
B	Packing in bulk	1000

Mass (Typ.)	
1 piece	0.012g

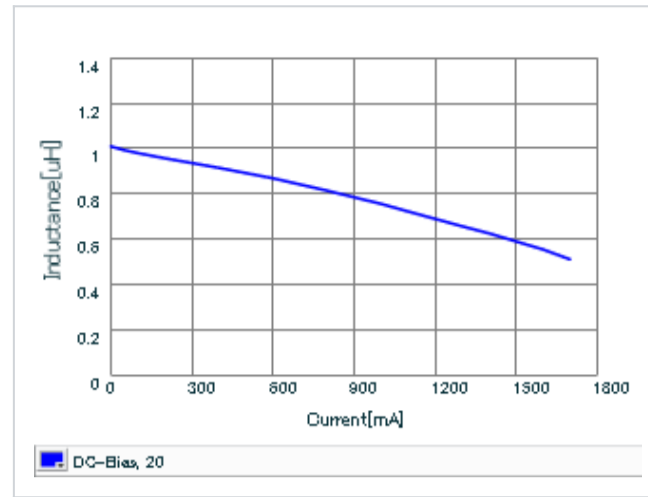
Attention

- 1.This datasheet is downloaded from the website of Murata Manufacturing Co., Ltd. Therefore, it ' s specifications are subject to change or our products in it may be discontinued without advance notice. Please check with our sales representatives or product engineers before ordering.
- 2.This datasheet has only typical specifications because there is no space for detailed specifications.
Therefore, please review our product specifications or consult the approval sheet for product specifications before ordering.

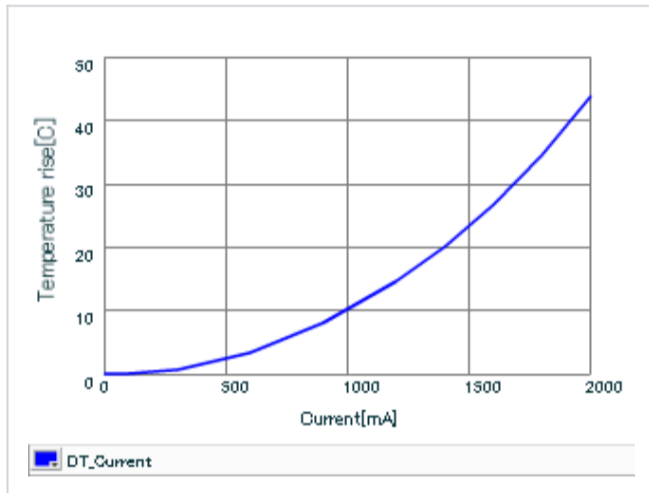
▪ Inductance-Frequency characteristics (Typ.)



▪ Inductance-Current characteristics (Typ.)



▪ Temperature rise characteristics (Typ.)



▪ Notice (Rating)

