

# Coupler connector - SF-5EP1N8A9LDL - 1605510

Please be informed that the data shown in this PDF Document is generated from our Online Catalog. Please find the complete data in the user's documentation. Our General Terms of Use for Downloads are valid (<http://phoenixcontact.com/download>)




Coupler connector, straight long, Screw locking, M23, Number of positions: 5+PE, Type of contact: Male connector, Crimp connection, shielded: Yes, Cable diameter: 7.5 mm...18 mm, Compatible with mating connectors with SPEEDCON or M23 standard knurled nuts

The figure shows the 8-pos. (4+3+PE) product version



## Key commercial data

Packing unit	1 pc
GTIN	 4 046356 253246
Weight per Piece (excluding packing)	55.05 g
Custom tariff number	85366990
Country of origin	Germany
Product key	ABRCBC
Note	Made to Order (non-returnable)

## Technical data

### General

Note	Order information Order crimp contacts 6 x Ø 2 mm separately
Type of locking	Screw locking
Coding	N
Contact connection method	Crimp connection
Type of contacts	Male connector
Number of positions	6
Contact diameter of power contacts	2 mm
Nominal current per power contact at 25°C	30 A
Contact diameter of signal contacts	2 mm
Conductor entry	7.5 mm ... 18 mm

### Ambient conditions

Ambient temperature	-40 °C ... 125 °C
Degree of protection	IP67

# Coupler connector - SF-5EP1N8A9LDL - 1605510

## Technical data

### Material

Housing material	Turned parts: copper zinc alloy (CuZn), die-cast parts: zinc (GD-Zn)
Insulator material	PA 66
Gasket and O-ring material	FPM

### Specifications according to DIN EN 61984:2001

Installation height max.	3000 m
Nominal / operating voltage of power contacts	630 V
Rated surge voltage of power contacts	6 kV
Surge voltage category of power contacts	III
Pollution degree of power contacts	3
Rated surge voltage of signal contacts	6 kV
Surge voltage category of signal contacts	III
Pollution degree of signal contacts	3

## Classifications

### eCl@ss

eCl@ss 4.0	272607xx
eCl@ss 4.1	27260701
eCl@ss 5.0	27260701
eCl@ss 5.1	27260701
eCl@ss 6.0	27260708
eCl@ss 7.0	27440312
eCl@ss 8.0	27440102

### ETIM

ETIM 3.0	EC001121
ETIM 4.0	EC001121
ETIM 5.0	EC002641

### UNSPSC

UNSPSC 6.01	43172015
UNSPSC 7.0901	43201404
UNSPSC 11	43172015
UNSPSC 12.01	43201404
UNSPSC 13.2	43201404

## Approvals

### Approvals

# Coupler connector - SF-5EP1N8A9LDL - 1605510

## Approvals

Approvals

cUL Recognized / UL Recognized / cULus Recognized

Ex Approvals

Approvals submitted

## Approval details

cUL Recognized	
mm <sup>2</sup> /AWG/kcmil	4.0
Nominal current I <sub>N</sub>	15 A
Nominal voltage U <sub>N</sub>	600 V

UL Recognized	
mm <sup>2</sup> /AWG/kcmil	4.0
Nominal current I <sub>N</sub>	25 A
Nominal voltage U <sub>N</sub>	600 V

cULus Recognized	
------------------	--

## Accessories

Accessories

Crimp contact

Crimp contact - SF-7RP2000 - 1605646



Crimp contact, turned, Single contact, Contact diameter: 2 mm, Crimp range: 0.14 mm<sup>2</sup>...0.25 mm<sup>2</sup>

## Coupler connector - SF-5EP1N8A9LDL - 1605510

### Accessories

Crimp contact - SF-7PP2000 - 1605634



Crimp contact, turned, Single contact, Contact diameter: 2 mm, Crimp range: 0.25 mm<sup>2</sup>...1 mm<sup>2</sup>

---

Crimp contact - SF-20KP004 - 1607376



Crimp contact, turned, Contact diameter: 2 mm, Crimp range: 0.75 mm<sup>2</sup>...1.5 mm<sup>2</sup>

---

Crimp contact - SF-7QP2000 - 1605639



Crimp contact, turned, Single contact, Contact diameter: 2 mm, Crimp range: 1 mm<sup>2</sup>...2.5 mm<sup>2</sup>

---

Crimp contact - SF-7MP2000 - 1605626



Crimp contact, turned, Single contact, Contact diameter: 2 mm, Crimp range: 4 mm<sup>2</sup>...4 mm<sup>2</sup>

---

### Mounting material

Color-coding - SF-Z0064 - 1620585



Color-coding, Color: green

---

## Coupler connector - SF-5EP1N8A9LDL - 1605510

### Accessories

Color-coding - SF-Z0065 - 1620586



Color-coding, Color: orange

---

Color-coding - SF-Z0066 - 1620587



Color-coding, Color: black

---

Square mounting flange - SF-Z0068 - 1620927



Square mounting flange, 4xM3, Flange dimensions: 38 mm x 38 mm

---

### Protective cover

Plastic dust protection cap - SF-Z0019 - 1607449



Plastic dust protection cap with IP40 eye for connectors with M23 external thread, RF, SF series

---

Plastic dust protection cap - RC-Z2059 - 1604225



Plastic dust protection cap for connectors with M23 external thread

---

# Coupler connector - SF-5EP1N8A9LDL - 1605510

## Accessories

Plastic anti-static dust protection cap - RC-Z2469 - 1611797



Plastic dust protection cap, anti-static, for RF, SF series connectors, with M23 external thread

Metal dust protection cap - SC-Z2319 - 1605456



Metal dust protection cap for power plugs with M23 external thread

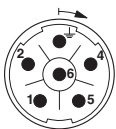
Metal dust protection cap - SC-Z2320 - 1605457



Metal dust protection cap with steel wire for power plugs with M23 external thread

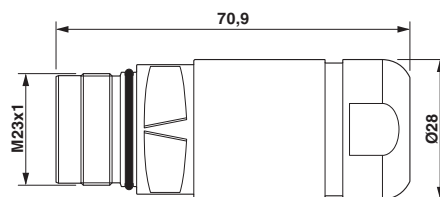
## Drawings

Schematic diagram



Connector pin assignment

Dimensioned drawing



Dimensional drawing

## Coupler connector - SF-5EP1N8A9LDL - 1605510

Diagram

