

## Device connector, front mounting - SF-5EP1N8AWA00 - 1605520

Please be informed that the data shown in this PDF Document is generated from our Online Catalog. Please find the complete data in the user's documentation. Our General Terms of Use for Downloads are valid (<http://phoenixcontact.com/download>)



Device connector, front mounting, straight, Screw locking, M23, Number of positions: 5+PE, Type of contact: Male connector, Crimp connection, Axial O-ring, 4xØ3,2, shielded: Yes, Flange dimensions: 26 mm x 26 mm, Cable diameter: 0 mm...0 mm, Compatible with mating connectors with SPEEDCON or M23 standard knurled nuts

The figure shows the 8-pos. (4+3+PE) product version



### Key commercial data

|                                      |                                |
|--------------------------------------|--------------------------------|
| Packing unit                         | 1 pc                           |
| GTIN                                 | 4 046356 182164                |
| Weight per Piece (excluding packing) | 35.3 g                         |
| Custom tariff number                 | 85366990                       |
| Country of origin                    | Germany                        |
| Product key                          | ABRCBF                         |
| Note                                 | Made to Order (non-returnable) |

### Technical data

#### General

|   |  |
|---|--|
| Note                                      | Order information Order crimp contacts 6 x Ø 2 mm separately |
| Type of locking                           | Screw locking  |
| Coding                                    | N  |
| Contact connection method                 | Crimp connection   |
| Type of contacts                          | Male connector   |
| Number of positions                       | 6  |
| Contact diameter of power contacts        | 2 mm   |
| Nominal current per power contact at 25°C | 30 A   |
| Contact diameter of signal contacts       | 2 mm   |
| Conductor entry                           | 0 mm ... 0 mm  |
| Mounting type                             | 4xØ3,2   |

#### Ambient conditions

|                     |                   |
|---------------------|-------------------|
| Ambient temperature | -40 °C ... 125 °C |
|---------------------|-------------------|

## Device connector, front mounting - SF-5EP1N8AWA00 - 1605520

### Technical data

#### Ambient conditions

|                      |      |
|----------------------|------|
| Degree of protection | IP67 |
|----------------------|------|

#### Material

|                            |  |
|----------------------------|--|
| Housing material           | Turned parts: copper zinc alloy (CuZn), die-cast parts: zinc (GD-Zn) |
| Insulator material         | PA 66  |
| Gasket and O-ring material | FPM  |

#### Specifications according to DIN EN 61984:2001

|   |        |
|---|--------|
| Installation height max.                      | 3000 m |
| Nominal / operating voltage of power contacts | 630 V  |
| Rated surge voltage of power contacts         | 6 kV   |
| Surge voltage category of power contacts      | III    |
| Pollution degree of power contacts            | 3      |
| Rated surge voltage of signal contacts        | 4 kV   |
| Surge voltage category of signal contacts     | III    |
| Pollution degree of signal contacts           | 3      |

### Classifications

#### eCl@ss

|            |          |
|------------|----------|
| eCl@ss 4.0 | 272607xx |
| eCl@ss 4.1 | 27260701 |
| eCl@ss 5.0 | 27143424 |
| eCl@ss 5.1 | 27143424 |
| eCl@ss 6.0 | 27143424 |
| eCl@ss 7.0 | 27440209 |
| eCl@ss 8.0 | 27440209 |

#### ETIM

|          |          |
|----------|----------|
| ETIM 3.0 | EC001121 |
| ETIM 4.0 | EC001121 |
| ETIM 5.0 | EC002635 |

#### UNSPSC

|               |          |
|---------------|----------|
| UNSPSC 6.01   | 43172015 |
| UNSPSC 7.0901 | 43201404 |
| UNSPSC 11     | 43172015 |
| UNSPSC 12.01  | 43201404 |
| UNSPSC 13.2   | 43201404 |

### Approvals

#### Approvals

# Device connector, front mounting - SF-5EP1N8AWA00 - 1605520

## Approvals

Approvals

cUL Recognized / UL Recognized / cULus Recognized

Ex Approvals

Approvals submitted

## Approval details

|                                |       |
|--------------------------------|-------|
| cUL Recognized                 |       |
| mm <sup>2</sup> /AWG/kcmil     | 4.0   |
| Nominal current I <sub>N</sub> | 15 A  |
| Nominal voltage U <sub>N</sub> | 600 V |

|                                |       |
|--------------------------------|-------|
| UL Recognized                  |       |
| mm <sup>2</sup> /AWG/kcmil     | 4.0   |
| Nominal current I <sub>N</sub> | 25 A  |
| Nominal voltage U <sub>N</sub> | 600 V |

|                  |  |
|------------------|--|
| cULus Recognized |  |
|------------------|--|

## Accessories

Accessories

Crimp contact

Crimp contact - SF-7RP2000 - 1605646



Crimp contact, turned, Single contact, Contact diameter: 2 mm, Crimp range: 0.14 mm<sup>2</sup>...0.25 mm<sup>2</sup>

## Device connector, front mounting - SF-5EP1N8AWA00 - 1605520

### Accessories

---

Crimp contact - SF-7PP2000 - 1605634



Crimp contact, turned, Single contact, Contact diameter: 2 mm, Crimp range: 0.25 mm<sup>2</sup>...1 mm<sup>2</sup>

---

Crimp contact - SF-20KP004 - 1607376



Crimp contact, turned, Contact diameter: 2 mm, Crimp range: 0.75 mm<sup>2</sup>...1.5 mm<sup>2</sup>

---

Crimp contact - SF-7QP2000 - 1605639



Crimp contact, turned, Single contact, Contact diameter: 2 mm, Crimp range: 1 mm<sup>2</sup>...2.5 mm<sup>2</sup>

---

Crimp contact - SF-7MP2000 - 1605626



Crimp contact, turned, Single contact, Contact diameter: 2 mm, Crimp range: 4 mm<sup>2</sup>...4 mm<sup>2</sup>

---

### Mounting material

Color-coding - RF-Z0017 - 1620624



Color-coding, Color: green

---

## Device connector, front mounting - SF-5EP1N8AWA00 - 1605520

### Accessories

Color-coding - RF-Z0018 - 1620625



Color-coding, Color: orange

---

Color-coding - RF-Z0019 - 1620626



Color-coding, Color: black

---

### Protective cover

Plastic dust protection cap - SF-Z0019 - 1607449



Plastic dust protection cap with IP40 eye for connectors with M23 external thread, RF, SF series

---

Plastic dust protection cap - RC-Z2059 - 1604225



Plastic dust protection cap for connectors with M23 external thread

---

Plastic anti-static dust protection cap - RC-Z2469 - 1611797



Plastic dust protection cap, anti-static, for RF, SF series connectors, with M23 external thread

---

# Device connector, front mounting - SF-5EP1N8AWA00 - 1605520

## Accessories

Metal dust protection cap - SC-Z2319 - 1605456



Metal dust protection cap for power plugs with M23 external thread

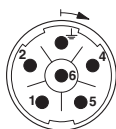
Metal dust protection cap - SC-Z2320 - 1605457



Metal dust protection cap with steel wire for power plugs with M23 external thread

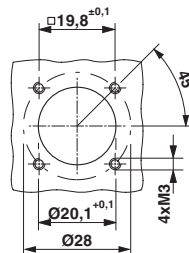
## Drawings

Schematic diagram



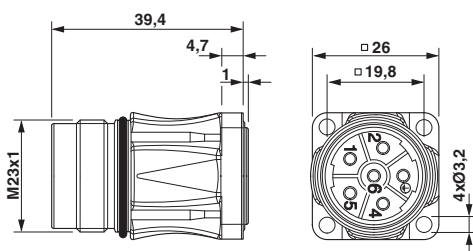
Connector pin assignment

Dimensioned drawing



Installation dimensions

Dimensioned drawing



Dimensional drawing

Diagram

