

Rear panel feed-through - SF-7EP1N8AC0DU - 1607051


Please be informed that the data shown in this PDF Document is generated from our Online Catalog. Please find the complete data in the user's documentation. Our General Terms of Use for Downloads are valid (<http://phoenixcontact.com/download>)



Rear panel feed-through, straight, Screw locking, M23, Number of positions: 4+3+PE, Type of contact: Male connector, Crimp connection, Axial O-ring, 4xM3, shielded: Yes, Cable diameter: 7.5 mm...14 mm



Key commercial data

Packing unit	1 pc
GTIN	 4 046356 253789
Weight per Piece (excluding packing)	135.3 g
Custom tariff number	85366990
Country of origin	Germany
Product key	ABRCBE
Note	Made to Order (non-returnable)

Technical data

General

Note	Order information Order crimp contacts 4 x Ø 1 mm, 4 x Ø 2 mm separately
Type of locking	Screw locking
Coding	N
Contact connection method	Crimp connection
Type of contacts	Male connector
Number of positions	8
Contact diameter of power contacts	2 mm
Nominal current per power contact at 25°C	30 A
Contact diameter of signal contacts	1 mm
Nominal current per signal contact at 25°C	9 A
Conductor entry	7.5 mm ... 14 mm
Mounting type	4xM3

Ambient conditions

Rear panel feed-through - SF-7EP1N8AC0DU - 1607051

Technical data

Ambient conditions

Ambient temperature	-40 °C ... 125 °C
Degree of protection	IP67

Material

Housing material	Turned parts: copper zinc alloy (CuZn), die-cast parts: zinc (GD-Zn)
Insulator material	PA 66
Gasket and O-ring material	FPM

Specifications according to DIN EN 61984:2001

Installation height max.	3000 m
Nominal / operating voltage of power contacts	630 V
Rated surge voltage of power contacts	6 kV
Surge voltage category of power contacts	III
Pollution degree of power contacts	3
Nominal / operating voltage of signal contacts	250 V
Surge voltage category of signal contacts	III
Pollution degree of signal contacts	3

Classifications

eCl@ss

eCl@ss 4.0	272607xx
eCl@ss 4.1	27260701
eCl@ss 5.0	27260701
eCl@ss 5.1	27260701
eCl@ss 6.0	27260708
eCl@ss 7.0	27440312

ETIM

ETIM 3.0	EC001121
ETIM 4.0	EC001121
ETIM 5.0	EC002635

UNSPSC

UNSPSC 6.01	43172015
UNSPSC 7.0901	43201404
UNSPSC 11	43172015
UNSPSC 12.01	43201404
UNSPSC 13.2	43201404

Approvals

Approvals

Rear panel feed-through - SF-7EP1N8AC0DU - 1607051

Approvals

Approvals

UL Recognized / cUL Recognized / cULus Recognized

Ex Approvals

Approvals submitted

Approval details

UL Recognized	
mm ² /AWG/kcmil	4.0
Nominal current I _N	25 A
Nominal voltage U _N	600 V

cUL Recognized	
mm ² /AWG/kcmil	4.0
Nominal current I _N	15 A
Nominal voltage U _N	600 V

cULus Recognized	
------------------	--

Accessories

Accessories

Crimp contact

Crimp contact - SF-7RP2000 - 1605646



Crimp contact, turned, Single contact, Contact diameter: 2 mm, Crimp range: 0.14 mm²...0.25 mm²

Rear panel feed-through - SF-7EP1N8AC0DU - 1607051

Accessories

Crimp contact - SF-7PP2000 - 1605634



Crimp contact, turned, Single contact, Contact diameter: 2 mm, Crimp range: 0.25 mm²...1 mm²

Crimp contact - SF-20KP004 - 1607376



Crimp contact, turned, Contact diameter: 2 mm, Crimp range: 0.75 mm²...1.5 mm²

Crimp contact - SF-7QP2000 - 1605639



Crimp contact, turned, Single contact, Contact diameter: 2 mm, Crimp range: 1 mm²...2.5 mm²

Crimp contact - SF-7MP2000 - 1605626



Crimp contact, turned, Single contact, Contact diameter: 2 mm, Crimp range: 4 mm²...4 mm²

Crimp contact - SF-6CP2000 - 1605559



Crimp contact, turned, Single contact, Contact diameter: 1 mm, Crimp range: 0.06 mm²...0.25 mm²

Rear panel feed-through - SF-7EP1N8AC0DU - 1607051

Accessories

Crimp contact - SF-10KP004 - 1607355



Crimp contact, turned, Single contact, Contact diameter: 1 mm, Crimp range: 0.14 mm²...0.5 mm²

Crimp contact - SF-6AP2000 - 1605554



Crimp contact, turned, Single contact, Contact diameter: 1 mm, Crimp range: 0.25 mm²...1 mm²

Mounting material

Color-coding - SF-Z0064 - 1620585



Color-coding, Color: green

Color-coding - SF-Z0065 - 1620586



Color-coding, Color: orange

Color-coding - SF-Z0066 - 1620587



Color-coding, Color: black

Protective cover

Rear panel feed-through - SF-7EP1N8AC0DU - 1607051

Accessories

Plastic dust protection cap - SF-Z0019 - 1607449



Plastic dust protection cap with IP40 eye for connectors with M23 external thread, RF, SF series

Plastic dust protection cap - RC-Z2059 - 1604225



Plastic dust protection cap for connectors with M23 external thread

Plastic anti-static dust protection cap - RC-Z2469 - 1611797



Plastic dust protection cap, anti-static, for RF, SF series connectors, with M23 external thread

Metal dust protection cap - SC-Z2319 - 1605456



Metal dust protection cap for power plugs with M23 external thread

Metal dust protection cap - SC-Z2320 - 1605457

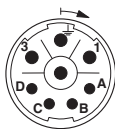


Metal dust protection cap with steel wire for power plugs with M23 external thread

Drawings

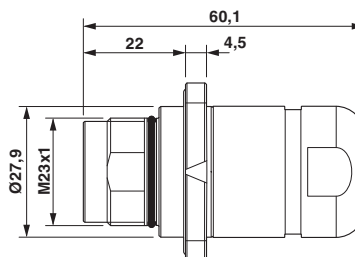
Rear panel feed-through - SF-7EP1N8AC0DU - 1607051

Schematic diagram



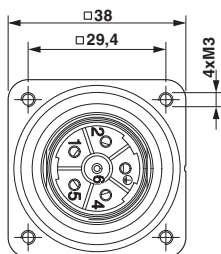
Connector pin assignment

Dimensioned drawing



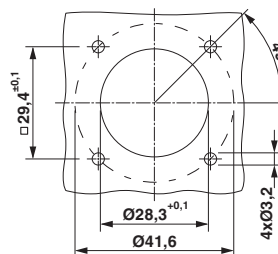
Dimensional drawing

Dimensioned drawing



Flange dimensions

Dimensioned drawing



Installation dimensions

Diagram

