Contact insert - HC-B 16-I-UT-F - 1648241

Please be informed that the data shown in this PDF Document is generated from our Online Catalog. Please find the complete data in the user's documentation. Our General Terms of Use for Downloads are valid
(http://phoenixcontact.com/download)

HEAVYCON female insert, B16 series, 16-pos., screw connection

Why buy this product

- For fast coding with plastic profile

Key commercial data

Packing unit	10 pc
GTIN	4 046356 092371
Weight per Piece (excluding packing)	95.7 g
Custom tariff number	85366990
Country of origin	China

Technical data

General

Note	For HEAVYCON ADVANCE and HEAVYCON housing of B16 type. Plug-in connections may only be operated only when there is no load/ voltage.
Connection method	Screw connection
Tightening torque	0.5 Nm ... 0.8 Nm
Screwdriver blade	0.5 x 3.5 mm
Pollution degree	3
Surge voltage category	III
Constructional and testing regulations	DIN EN 61984
	DIN EN 60664
	IEC 60352
Number of positions	16+PE
Insertion/withdrawal cycles	≥ 500
Type	B16
Connection in acc. with standard	IEC / EN

Contact insert - HC-B 16-I-UT-F - 1648241

Technical data

General

Conductor cross section	0.5 mm² ... 2.5 mm² (Applies to stranded conductors with ferrules)
Connection cross section AWG	20 ... 14
Stripping length of the individual wire	8 mm
Assembly instructions	Coding also using the CP-HC (1686478) coding profiles. HC-B6../ HC-B10..for two coding profiles. HC-B16../ HC-B24..for four coding profiles.
Connection	Connectors may only be actuated when there is no load/voltage.

Ambient conditions

Ambient temperature (operation)	-40 °C ... 125 °C (including heating up of contacts)

Material data

Inflammability class according to UL 94	V0
Contact material	Copper alloy
Contact surface material	Ag
Contact carrier material	PA

Electrical characteristics

Rated voltage (III/3)	500 V
Rated surge voltage	6 kV
Rated current	16 A

Classifications

eCl@ss

eCl@ss 4.0	272607xx
eCl@ss 4.1	27260701
eCl@ss 5.0	27143424
eCl@ss 5.1	27143424
eCl@ss 6.0	27143424
eCl@ss 7.0	27440209
eCl@ss 8.0	27440205

ETIM

ETIM 3.0	EC000438
ETIM 4.0	EC000438
ETIM 5.0	EC000438

UNSPSC

UNSPSC 6.01	30211923
UNSPSC 7.0901	39121522
UNSPSC 11	39121522
UNSPSC 12.01	39121522
UNSPSC 13.2	39121522

Contact insert - HC-B 16-I-UT-F - 1648241

Approvals

Approvals

Approvals

CSA / UL Recognized / cUL Recognized / EAC / cULus Recognized

Ex Approvals

Approvals submitted

Approval details

CSA

mm²/AWG/kcmil	22-14
Nominal current IN	13 A
Nominal voltage UN	600 V

UL Recognized

mm²/AWG/kcmil	22-14
Nominal current IN	13 A
Nominal voltage UN	600 V

cUL Recognized

mm²/AWG/kcmil	22-14
Nominal current IN	13 A
Nominal voltage UN	600 V

EAC

Contact insert - HC-B 16-I-UT-F - 1648241

Approvals

cULus Recognized

Drawings

Schematic diagram

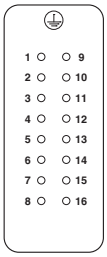

Connector pin assignment, connection side

Diagram

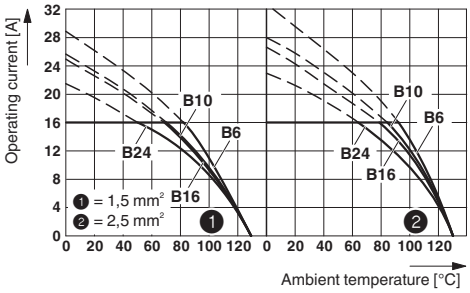

Derating diagram

Dimensioned drawing

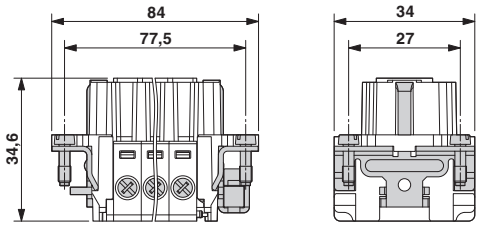

Female insert

Dimensioned drawing

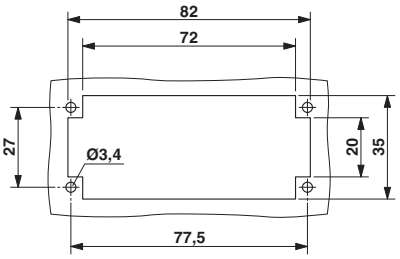

Mounting cutout when used without housing

Phoenix Contact 2015 © - all rights reserved
http://www.phoenixcontact.com