


TS-120-G-A-1



TD-108-G-AA



(2,54 mm) .100"

TS, TD, HTS SERIES

PRECISION MACHINED TERMINAL STRIPS

SPECIFICATIONS

For complete specifications see www.samtec.com?TS, www.samtec.com?TD or www.samtec.com?HTS

Insulator Material:
Black G.F. Polyester (TS, TD)
Black Liquid Crystal Polymer (HTS)

Terminal Material:
Brass, except Style G is Phosphor Bronze

Plating:
Au over 50µ" (1,27 µm) Ni or Sn over 100µ" (2,54 µm) Cu or 50µ" (1,27 µm) Ni

Operating Temp Range:
-55°C to +125°C with Gold
-55°C to +105°C with Tin

RoHS Compliant:
Yes

Lead-Free Solderable:
Wave only

RECOGNITIONS

For complete scope of recognitions see www.samtec.com/quality



Mates with:
SS, SD, HSS, SL, SDL, ESS, ESD

Note: Some lengths, styles and options are non-standard, non-returnable.

TYPE STRIP

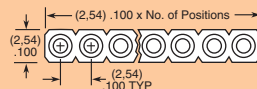
1

NO. PINS PER ROW

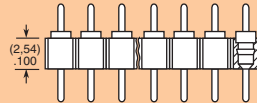
PLATING OPTION

LEAD STYLE

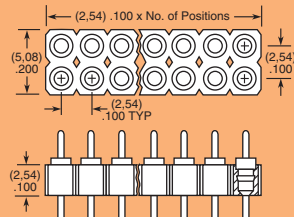
TS
= Single Row Terminal Strip



HTS
= Single Row High Temp Terminal Strip



TD
= Double Row Terminal Strip



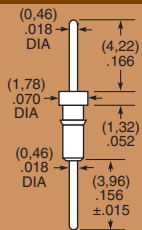
-G
= 20µ" (0,51 µm) Gold
Except -J & -L are 10µ" (0,25 µm) Gold

-T
= Tin

01 thru 32
= TS Series

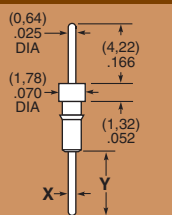
01 thru 36
= HTS & TD Series

-AA



Component No. = T-1R5-

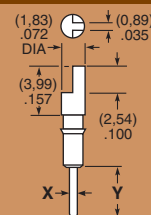
-A, -A-1, -A-2



-A Component No. = T-1R0-
-A-X Component No. = T-1R7

LEAD STYLE	X (DIA)	Y (±.015)
-A	(0,46) .018	(3,96) .156
-A-1	(0,64) .025	(5,33) .210
-A-2	(0,89) .035	(5,33) .210

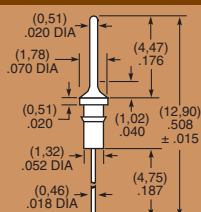
-C, -C-1, -C-2



-C Component No. = T-1R2-
-C-X Component No. = T-1R9-

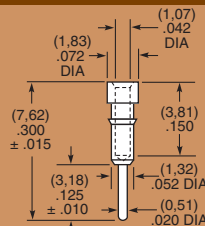
LEAD STYLE	X (DIA)	Y (±.015)
-C	(0,46) .018	(3,96) .156
-C-1	(0,64) .025	(5,33) .210
-C-2	(0,89) .035	(5,33) .210

-G-1



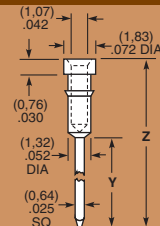
Component No. = T-1R5-

-J



Component No. = S-1P1-

-L-1, -L-2, -L-3



Component No. = S-1W1

LEAD STYLE	Y (DIA)	Z (±.015)
-L-1	(12,95) .510	(17,86) .703
-L-2	(9,14) .360	(14,05) .553
-L-3	(6,60) .260	(11,51) .453

Due to technical progress, all designs, specifications and components are subject to change without notice.

WWW.SAMTEC.COM